

REPUBLIQUE ALGERIENNE DEMOCRATIQUE ET POPULAIRE
MINISTERE DE L'ENSEIGNEMENT SUPERIEUR ET DE LA RECHERCHE SCIENTIFIQUE
UNIVERSITE MOHAMED BOUDIAF - M'SILA

Faculté des Mathématiques et de
l'Informatique

Département d'Informatique

N° :.....



DOMAINE : Mathématiques et
Informatique

FILIERE : Informatique

OPTION : RTIC

**Mémoire présenté pour l'obtention
Du diplôme de Master Académique**

Par: Bezaïou Samiha

Kharfi Hibat Allah

Intitulé

WEB SITE CHARITY KAFEL EL YATIM M'SILA

Soutenu devant le jury composé de :

Boucetta Mohammed

Université de M'sila

Président

Brahimi Belkacem

Université de M'sila

Rapporteur

Bahache Mohamed

Université de M'sila

Examineur

Année universitaire : 2022 / 2023

Dedication

To our parents who have spent nights and days doing their best to give us the best to encourage and support them; and to love them And sacrifice them so that nothing hinders our studies, prolongs God in their lives and sustains them health. There is no word and no dedication that can express our respect and consideration sacrifices they made for our education .

Thanks

We would like to thank God helped us and gave us patience and courage throughout the course years. Thank God Almighty for giving us health and Prepare to start and finish this summary.

First we would like to thank our supervisor Dr.Brahimi Belkacem , We would like to thank every member of the jury for giving us the honour to review and evaluate our work.

Finally, we would like to thank our families for their support and encouragement through our support and encouragement Study time, we hope that everyone who has read this work will find an expression of our gratitude.

Table of contents

INTRODUCTION GENERAL	1
CHAPTER 01 :CHARITY " Kafil El Yatim "	2
Introduction.....	3
1. kafil el yatim.....	4
1.1. history	4
1.2. Objectives	4
1.3. Area of activity and intervention	4
1.4. Sources of funding:.....	5
2 . Kafil El Yatim Msila.....	5
3. Problem Statement.....	5
4. Goals and Objectives.	5
5. Project scope.	6
6. Difference between a Web Application and a Web Site.....	6
7. Difference between a static website and a dynamic website:	6
7.1. Static Site.....	6
7.1.1 Static Website Advantages.....	7
7.2. Dynamic site.....	7
7.2.1Dynamic Website Advantages.....	8
Conclusions.....	8
CHAPTR 2 :ANALYSIS AND DESIGN UML	9
Introduction	10
1. Presentation of the UML.....	10
1.1.Definition	10
1.2. The usefulness of the UML.....	10
1.3 Structural or static diagrams (UML Structure)	11
2. project description.....	11
3. Specification of requirements according to use cases.....	11

3.1. Identification of actors.....	11
3.2. Identification of use cases.....	11
3.2.1. Visitor.....	11
3.2.2. Branch.....	11
3.2.3. Volunteer.....	12
3.3.4. Administrator.....	12
3.3 Context diagram.....	12
4.Detailed specification of requirements.....	13
4.1. Administrator Requirements.....	13
4.2. Branches Requirements.....	14
4.3. Volunteers Requirements.....	16
4.4. Branches and Volunteers Requirements.....	17
5. Use case diagram.....	20
6. Sequence diagram.....	25
7. Activity diagram.....	29
8. class diagram.....	31
9. Relational model.....	32
Conclusions.....	32
Chapter 3: REALISATION.....	33
Introduction.....	34
1.The development environment.....	34
1.1 Hardware environment.....	34
1.2 Software environment.....	34
2. Software used.....	35
2.1 HTML.....	35
2.2 CSS.....	35
2.3 Bootstrap.....	35
2.4 PHP.....	35
2.5 JavaScript.....	36
2.6 JQuery.....	36
2.7 My SQL.....	36

2.8 XAMPP.....	36
2.9 Visual Studio.....	37
2.10 Star UML.....	37
2.11 WonderSahre EdrawMax.....	37
3. The main graphical interfaces.....	38
Conclusions	43
General conclusion	44

LIST OF TABLE

Table 2.1. Approve branches	13
Table 2.2. Search for user	13
Table 2.3. Block volunteers or branches	14
Table 2.4. Create account for branches	14
Table 2.5. Add new posts	14
Table 2.6. Delete posts	15
Table 2.7. Create events	15
Table 2.8. Cancel events.	15
Table 2.9. Create new account for volunteer.	16
Table 2.10. Review branches.....	16
Table 2.11. Donate to branches.....	17
Table 2.12. Search for volunteers and branches accounts	17
Table 2.13. Get notification about branch activity.....	17
Table 2.14. Follow volunteers or branch.....	17
Table 2.15. Add comment on charities posts.....	18
Table 2.16. Delete comment	18
Table 2.17. Report volunteers or branches.....	18
Table 2.18. Join events	19
Table 2.19. Search for events.....	19

LIST OF FIGURES

Figure 1.1. charity kafil el yatim.	3
Figure 1.2. Static Website.	6
Figure 1.3. Dynamic Website.....	7
Figure 2.1. Context diagram.....	13
Figure 2.2. The visitor interface use case Branch use case diagram.....	20
Figure 2.3. The Branch interface use case diagram.....	21
Figure 2.4. The Volunteer interface use case diagram.....	22
Figure 2.5. The Administrator interface use case diagram.....	23
Figure 2.6. The use case general diagram.....	24
Figure 2.7. Use case sequence diagram “Registration”.....	25
Figure 2.8. Use case sequence diagram “Authentication”.....	26
Figure 2.9. Use case sequence diagram “Search for user”.....	26
Figure 2.10. Use case sequence diagram “Branch account management”.....	27
Figure 2.11. Use case sequence diagram “Search for events”.....	28
Figure 2.12. Use case sequence diagram “Approve branch”.....	28
Figure 2.13. Activity diagram “Registration”.....	29
Figure 2.14. Activity diagram “Authentication”.....	30
Figure 2.15. Class diagram	31
Figure 3.1. Home page	39
Figure 3.2. Home page	39
Figure 3.3. Home page	40
Figure 3.4. Donation interface.....	40
Figure 3.5. Contact interface	41
Figure 3.6. Sign up	41
Figure 3.7. Login page	42
Figure 3.8. Admin dashboard.....	42
Figure 3.9. Tables data base	43
Figure 3.10 Tables data base users.....	43

LIST OF ABBREVIATIONS

UML = Unified Modeling Language .

ID = Identifier .

MLD = Modele Logique de donnees ;

Fname = Firstname .

Lname = Lastname .

URL= Uniform Resource Locator .

DN = Donation .

T-ID = Township-Identifier .

JS = Java Scripte .

PHP = HyperText Preprocessor .

MySQL = My Structured Query Language .

XAMPP = X (cross) Apache

MySQL Perl PHP.

FTP = File Transfer Protocol

INTRODUCTION GENERAL

Charities play an important role in building and improving society, aiming to provide assistance a certain group in society, but they face many problems and difficulties by achieving them objectives. One of these problems has difficulties in communicating with other association volunteers to share their events and activities.

There is also an important role for volunteers in building and improving society through their services and voluntary actions considered supporting charities, but volunteers' efforts are scattered and there is no interest in them. So, we found it necessary to build a network that brings together all branches of the Kafel Yatim Msila Society and volunteers in one place, so that charities (branches) can share their activities with charities and other volunteers, volunteers will also be able to learn about charity activities and events in a timely manner implies this.

We built a website, containing the news of the charity Kafel Yatim Msila, Through which the branches of the association can create an account on the site and add their information and objectives s activities and events, In order for volunteers to participate in and interact with them, the volunteer can also create an account through the site that enables them to join each branch, To stay informed about the latest activities and events carried out by the various branches that he joined and participating in these events by obtaining notifications on the events of the branches that the latter shares on the site, The volunteer can also evaluate the branch and donate to it through the site.

This report presents the work and consists of three chapters as follows:

- In the first chapter, we will present the Assembly's definition and characteristics, as well as the problems and objectives of the project.
- The second chapter ,will focus on needs analysis and project design.
- In Chapter three , we will study the implementation of the application, describing the hardware and software environment, we will describe the resulting interface.

CHAPTER 1
CHARITY KAFEL EL YATIM
M'SILA

Introduction

A charitable organization or charity and Some common synonyms of charity are clemency, grace, leniency, and mercy:
is a non-profit organization that helps people who are poor, sick, etc.



Figure 1.1 charity kafil el yatim.

They differ from other non-profit organizations as they focus on nonprofit and charitable goals as well as social prosperity

Doing good is a necessity for the community's survival, continuity and happiness, and some individual persons may do so, but their work is limited, weak and narrow (simple individual material services), It may be carried out by groups, depending on their strength and support among themselves.

Charities and volunteers play an important role in serving a certain group of people in the community .

we strongly believe that giving back to the community and bringing a smile on people's face, peace in people's mind and hope in people's heart is priceless especially when you are helping orphans and isolated women. This is why, my bestie and myself are taking concrete steps by organising this super cool Graduation Note and website to help Kafil El Yatim (msila). Thanks to for giving us this amazing opportunity.

1. kafil el yatim

The National Charitable Association "Kafel Orphan" (kafil el yatim), a national civil body of a social and humanitarian character, was established under Law 11/90 of 14/12/1990 on

association life and was approved by the Ministry of Interior and Local Communities under No. 340, on 17/12/2011 and was in conformity with Law 12/06 of 12 January 2012 on associations under No. 14/72 of 16 October 2014.

The Kafel Orphan Society is a charity concerned with the care of orphans and widows in Algeria. One of the charitable organizations complementing the Algerian Government's efforts and devoting its efforts to the implementation of humanitarian and charitable programmes for orphans and widows at the national level, we will take an example of the branch "MSILA", which in turn is divided into several branches and provides the needy with multidimensional support such as financial, educational, psychological, social, cultural, health care, etc. [1]

1.1 history

The good seed planted in the city of Roses in 1989 and distributed its choices to all widows and orphans in the state of Sahl al-Matijah al-Khalifa (Blida), has found good resonance with citizens and officials in the region and in the country in general.

The philanthropists and the people of goodness and righteousness, having ascertained good intentions and stood for the sincerity and credibility of its men, who were unhappy with the survival of the local order, have endeavoured to spread the activity to the virtues of the nation.

The expansion of the national charity « Kafel Orphan » was in accordance with the above-mentioned legal requirements .

1.2 Objectives

The Association aims to develop pride in the nation and revive the values of cooperation and solidarity among the groups of society by always ensuring a decent living and a virtuous life for each orphan through the national territory.

It also ensures the protection of the civil and social rights of orphans in public bodies that are the first partner to carry out this task.

One of the Association's priorities is to revive images of the strong cohesion of the Algerian family through sensitization and awareness of the goodwill and grace of the orphan in the world and after death.

The Association is also looking for the most effective ways to provide its services to widows and orphans without compromising their dignity by organizing support and assistance methods according to a modern institutional perspective

1.3 Area of activity and intervention

other than specialized national civil societies,
The Society's sphere of activity is broad and encompasses all spheres of life that mean orphans:

- Social sphere .
- Health Area .
- Psychological Field .
- Physical, cultural, recreational and other fields .

It continues with the orphan until puberty and with the orphan until she marries or enters the career sphere. The association's intervention through its state and municipal offices spread

across the Algerian homeland is to accompany and assist orphans throughout the year, on holidays and occasions and in any event through campaigns suitable for each period in which various subsidies are provided to needy families.

1.4 Sources of funding

The Society currently does not have private sources of funding for its projects and activities. It depends entirely on the beneficiaries and its members and seeks in the future to complete wealth-generating projects that serve orphans first and then enable the association to cover the costs of its various activities, but this does not prevent it from benefiting in the future from the assistance provided by the State and official authorities with the support of charitable associations to carry out its national duty.

2. Kafil El Yatim Msila

It is a charitable association named " Kafil El Yatim ", chaired by Mr. Radawi Yazeed on 23/02/2013. [2]

Under several principles, the most important of which are:

- Dialogue and consultation .
- Impartiality and objectivity .
- Communication, solidarity and trust .
- Continuity and Partnership .
- Solidarity, Integrity and Honesty .
- All to serve volunteerism .

3. Problem Statement

1. Problems related to volunteers

They have a big problem in continuing to know their news daily and what are the latest updates.

2. Problems related to details of activities

Volunteers have trouble knowing information about activities, details of activities from: space and time.

3. Problems related to coordination and knowledge of activities between branches of the Assembly.

4. Goals and Objectives

The project develops a website aimed at solving problems affecting the state charity

Kafil El Yatim Msila

The main objective of this project is to link all branches of the State Charity Society in the same place to share its activities at each branch level as well as gathering volunteers and branches of the association in one place so that each branch can share its activities with other

branches and volunteers, The volunteer will also be able to learn about the charity's activities and events in time to participate in them. The project aims at the following specific objectives:

- Facilitate communication between the charity and volunteers.
- Support communication between branches of the charity society.
- Support communication between volunteers from different places.
- Easy way to find out about new events.
- Easy way to know activity details to participate in.

5. Project scope

This project targets all branches of the charity " Kafil El Yatim Msila" and volunteers, also people who care about " Kafil El Yatim Msila" and their material or moral support.

6. Difference between a Web Application and a Web Site

To know the difference we define each term :

Websites are found when you enter an address to visit a page. Your website corresponds to this page and the related pages managed by the same entity (often the same domain name). The main task of a website is to provide and present information to visitors. Blogs, websites news sites or product information sites are good examples of websites.

A **Web application** is a website that allows users to perform specific tasks. By therefore, applications generally manage users and all types of data based on specific needs of the project. [3]

7-Difference between a static website and a dynamic website

To know the difference we define each one, as well as their advantages

7-1-Static Site

Site pages cannot be edited by the user. Therefore, the site is completed and updated by the administrator. Managers do this from the workplace. After the site is updated on the administrator, it must be sent to the site via FTP. This site is said to be static because the HTML pages that make up the site are always the same with two visits without update. Therefore, the server does not require of script elements.In our case: the site guide to guide people to choose their herbal teas, it contains all the information about herbal teas .



Figure 1.2 : Static Website [4]

7.1.1 Static Website Advantages

Most benefits of static websites stem from their simplicity. Static sites are the easiest kind of site to build and maintain from scratch. If you want to launch a basic website quickly and cheaply, static sites are a solid option. With knowledge of HTML and CSS, you can code up a decent one without too much effort or cost.

Static websites also tend to be faster than dynamic websites on the user’s end. This is because pages on static websites are already built and require minimal back-end processing. The server only needs to retrieve the requested files and deliver them to the client. Static websites are also easier to cache due to lack of variation in content. Site speed, also called website performance, is crucial for a positive user experience and also affects search engine ranking. [5]

7-2-Dynamic site

The pages of the site that compose it can be modified by the visitor. In addition, the content of the page may differ between two visits to the same site without the intervention of the site administrator. The main uses of this type of site are forums, wikis (Wikipedia is the largest representative of this kind), and all community sites (Facebook, Twitter, hi5, etc.). The server running the site uses script techniques (PHP, Ruby, Python, Perl, etc.) and databases such as MySQL.

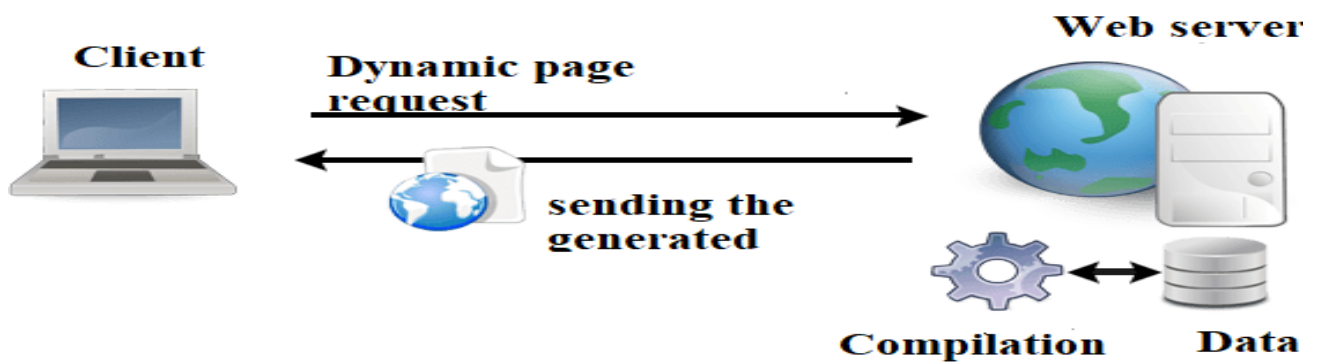


Figure 1.3 : Dynamic Website. [6]

7.2.1 Dynamic Website Advantages

they enable you to personalize your website's content to each visitor, which means a more engaging user experience resulting in more conversions and purchases.

- ✓ Beyond personalization, server-side scripting is very powerful and unlocks a myriad of possibilities for functionality. Dynamic code allows us to build web applications, SaaS software, and rich experiences that simply aren't possible with a static approach.
- ✓ It's also much easier to make site-wide updates on dynamic websites. Administrators can quickly and easily make sweeping changes on their site, rather than updating the source code for each HTML file. On websites that frequently update content and appearance to keep up with their industries, this is a necessity.
- ✓ Lastly, dynamic websites are more scalable than static websites, as the server does not store a fixed number of pages. Instead, the server constructs a page when it is needed. Going back to our ecommerce site example, say you want to add several new products to your site. Instead of building separate product pages in HTML, you just need to store product information in a database. Server-side scripts can pull this data to construct the product page automatically. [7]

Conclusion

In this chapter, we made a brief presentation on charities in general, the Kafel Orphan Society in particular, and then passed on a quick history of the association's history, objectives, areas...ect. In addition to the problems that caused us to develop this project, the objectives of it.

At the end of this chapter, we presented the difference between the types of websites and the positives of each.

The next chapter will be devoted to the design and analysis of the Charity and Volunteers' website.

CHAPTER 2
ANALYSIS
AND
DESIGN

Introduction

In this chapter we will discuss a general description of our site and then highlight the conceptual aspect of our applications which constitutes a fundamental step ahead of implementation, and allows for the detailing of different charts and scenarios to be implemented in the next phase. This will help us better understand our sites.

We used UML language. The UML diagrams used are: use case diagrams, sequence diagrams and class diagram, and activity diagram. the sequences diagram is designed by wondershare edrawMaxt tool, and the rest of the diagrams are designed using the StarUml tool.

1. Presentation of the UML

1.1 Definition

Unified Modeling language (UML) is a standardized modeling language enabling developers to specify, visualize, construct and document artifacts of a software system. Thus, UML makes these artifacts scalable, secure and robust in execution. UML is an important aspect involved in object-oriented software development. It uses graphic notation to create visual models of software systems.

The UML architecture is based on the meta object facility, which defines the foundation for creating modeling language. They are precise enough to generate the entire application. A fully executable UML can be deployed to multiple platforms using different technologies and can be used with all processes throughout the software development cycle. [8]

1.2 The usefulness of the UML

UML uses an object approach by representing a universal description language.

Thanks to a series of very clear diagrams, it is possible to represent the architecture and operation of a complex computer system, taking into account the relationship between the concepts used and the implementation of results. UML is above all a powerful means of communication that facilitates expression and understanding of object solutions. Its graphical notation helps to visually represent the object solution, which facilitates comparison and evaluation of the solution.

The formal aspect of this notation limits ambiguity and misunderstanding. Independence from . [9]

programming languages, application domains and processes makes it a universal language .

1.3 Structural or static diagrams (UML Structure)

We also see different types of schemes :

- Class Diagram .
- Objects diagram .
- Context diagram .
- State machine diagram .
- Interaction overview diagram .
- Sequence Diagram.
- Communication Diagram.
- Timing Diagram.
- Use case diagram .
- Component diagram.
- Deployment diagram.
- Collaboration diagram.
- Activity diagram .

2. Description du projet

Our project aims to ensure easy access to the latest news of the association Kafel Orphan in its various branches and collect the latter in one place, in addition to knowing its activities to participate in it at the limited time .

3. Specification of requirements according to use cases

3.1 Identification of actors

For our site we have identified the following actors:

* **Visitor** : People who track the latest news of the State Assembly, so far no longer a user yet because he is an unknown user .

***Branch** : Primary Actor that using the system to achieve a goal.

* **Volunteer** : Primary Actor that using the system to achieve a goal.

* **Administrator**: Primary Actor that using the system to achieve a goal.

3.2. Identification of use cases

3.2.1. For the actor: «visitor» :

- View news .
- Create account .

3.2.2. For the actor: «Branch » :

- Update profile .

- Search for user .
- Follow user .
- Get notification .
- Add,delete posts .
- Add,delete comment .
- Creat,cancel events .
- Join events .
- Search for events .
- Donate to branches .
- Report user .

3.2.3. . For the actor: «Volunteer» :

- Update profile .
- Search for user .
- Follow user .
- Get notification .
- Add,delete comment .
- Join events .
- Search for events .
- Donate to branches .
- Report user .
- Review branch .

3.2.4. For the actor: «Administrator » :

- Approve branch .
- Block user .
- Search for user .
- Add News .
-

3.3 Context diagram

A system context diagram is the set of objects exchanged (products, services and/or information) between an organizational system (the black box) and actors in the external environment of the system under study.

This diagram allows us to represent and visualize the components of the environment of our system as well as the different actors . [10]

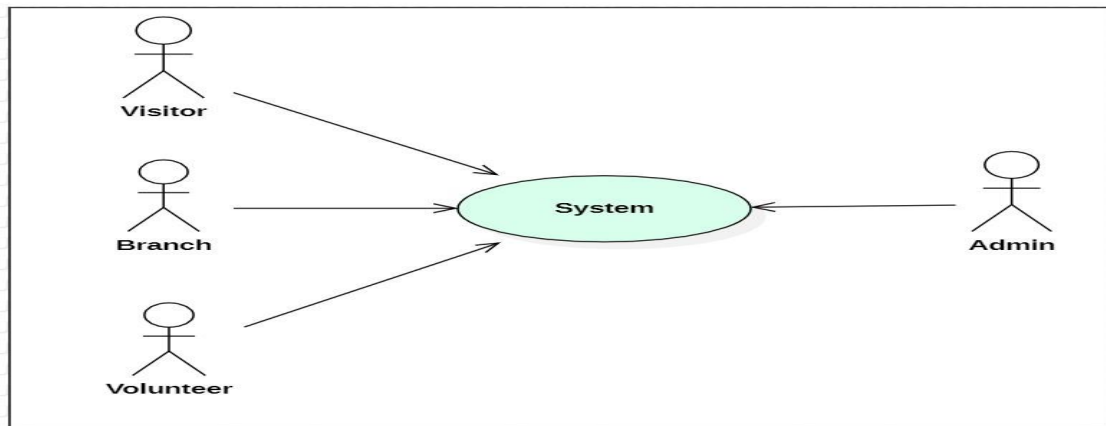


Figure 2.1 Context diagram

4. Detailed specification of requirements

4.1 Administrator Requirements

❖ Approve branches :

Requirement name	Approve branch.
Description	Administrator can approve branches accounts after make sure of the branch existence and validity of information.
Input	Branch ID.
Output	Show message with success or fail operation.
Scenario	<ol style="list-style-type: none"> 1. Open branches lists. 2. Information click on “approve” button. 3. System will Show message with success or fail operation.

Table 2.1 Requirements of approve branches

❖ Search for user :

Requirement name	Search for user
Description	Administrator can search for users in users lists.
Input	user ID or username
Output	search result
Scenario	<ol style="list-style-type: none"> 1. enter user ID or username in search bar. 2. Click on “search” button. 3. results will be displayed.

Table 2.2 Requirements of search for user

❖ Block volunteers or branches :

Requirement name	Block volunteers or branches.
Description	Administrator can block branch or volunteer.
Input	user ID
Output	Show message with success or fail operation.
Scenario	1. Choose branch or volunteer account from users list. 2. Click on “block” button. 3. New account added in the block list.

Table 2.3 Requirements of block volunteers or branches

4.2 Branches Requirements

❖ Create account for branches :

Requirement name	Create new account for charity in website
Description	When the users access the website for the first time, user can create new account.
Input	Branch name, email, password, phone, POB, city, description, mission statements and location.
Output	System will Show message with success or fail operation.
Scenario	1. Choose create new account button. 2. Enter all information that maintained in the input field. 3. Confirm the information and send request to admin to approve the account.

Table 2.4 Requirements of create account for branches

❖ Add new posts :

Requirement name	Add new posts.
Description	Branch add new post to describe or talk about specific activity that done by branch.
Input	Post title, post text and photos.
Output	Show message with success or fail operation.
Scenario	1. Choose new post. 2. Enter text and photos if need. 3. Click on “create post”

Table 2.5 Requirements of add new post

❖ Delete posts :

Requirement name	Delete posts.
Description	Branch can delete post if needed.
Input	Post ID.
Output	Show message with success or fail operation.
Scenario	1. Choose post to delete. 2. Click on delete button. 3. Confirm the action.

Table 2.6 Requirements of delete posts.

❖ Create events :

Requirement name	Create events.
Description	Branch can create event about specific activity.
Input	Event title, description, date, time, city and address
Output	Show message with success or fail operation.
Scenario	1. Choose create event. 2. Enter the information that maintained in input. 3. Click on share event.

Table 2.7 Requirements of create events

❖ Cancel events :

Requirement name	Cancel events.
Description	Branch can cancel event if needed.
Input	Event ID.
Output	Show message with success or fail operation.
Scenario	1. Choose event to cancel. 2. Click on delete button. 3. Confirm the action.

Table 2.8 Requirements of cancel events

4.3 Volunteers Requirements

❖ Create new account for volunteer :

Requirement name	Create new account for volunteer.
Description	When the users access the website for the first time, the user can create new account.
Input	Enter username, Email, Phone number, Password .
Output	Show message with success or fail operation.
Scenario	1. Choose create new account button. 2. Enter all information that maintained in the input field. 3. Confirm the information

Table 2.9 Requirements of Create new account for volunteer.

❖ Review branches :

Requirement name	Review branches
Description	Review branches to give volunteers feedback about branches
Input	Branch ID, Rate value and review.
Output	Show message with success or fail operation.
Scenario	1. Display branches profile. 2. Choose “Rate me”. 3. Fill number of stars as needed from 1-5 and fill review field. 4. Click on review button.

Table 2.10 Requirements of Review branches

❖ Donate to branches :

Requirement name	Donate to charities.
Description	Volunteers can donate to branch by credit card without need to visit the branch.
Input	Credit card information.
Output	Show message with success or fail operation.
Scenario	1. User enter the Credit card information. 2. User fill the donation value field. 3. Click on “submit donation”.

Table 2.11 Requirements of donate to branches

4.4 Branches and Volunteers Requirements

❖ Search for volunteers and branches accounts

Requirement name	Search for volunteers and branches accounts.
Description	Search for charity or volunteer account by username.
Input	Username
Output	--
Scenario	1. User enter username in search box. 2. User choose the account required. 3. Display the account profile.

Table 2.12 Requirements of search for volunteers and branches accounts

❖ Get notification about branch activity :

Requirement name	Get notification about branch activity.
Description	Get notification about branch new events.
Input	Event ID
Output	Notifications.
Scenario	1. Branch create new event. 2. The system send notification for all users that follow this branch.

Table 2.13 Requirements of get notification about branch activity

❖ Follow branch :

Requirement name	Follow branches.
Description	Follow Branch to show their posts and events in the home page.
Input	Branch ID
Output	--
Scenario	1. User search for branch account. 2. Choose branch account required. 3. Click on "Follow" button..

Table 2.14 Requirements of follow volunteers or branch

❖ Add comment on branches posts :

Requirement name	Add comment on branches posts.
Description	User can add comment on branch.
Input	Text.
Output	--.
Scenario	1. Enter text in the comment box. 2. Click on “comment” button. 3. New comment appear in post comments.

Table 2.15 Requirements of add comment on branches posts

❖ Delete comment :

Requirement name	Delete comment.
Description	User can delete comment from branch post if he need.
Input	Comment ID
Output	--
Scenario	1. User choose his comment to delete. 2. Click on delete button. 3. Comment will be deleted .

Table 2.16 Requirements of delete comment

❖ Report volunteers or branches :

Requirement name	Report volunteers or charities.
Description	User can send report to the administrator about another user
Input	User ID, Report text and screen shot
Output	Show message with success or fail process
Scenario	1. Fill report box. 2. Click on “send” button.

Table 2.17 Requirements of report volunteers or branches

❖ Join events :

Requirement name	Join events.
Description	Branches and volunteers can join events by website
Input	User ID and Event ID
Output	Show message with success or fail process
Scenario	1. choose the event to join from upcoming events or from branch profile. 2. click on "join event" button. 3. button changes to "leave event", if user clicked in the button another time, user will leave this event.

Table 2.18 Requirements of join events

❖ Search for events :

Requirement name	Search for events.
Description	volunteers and branch can search for event between two specific dates.
Input	first and second date.
Output	events between these dates or no result
Scenario	1. user choose the dates to search for events. 2. user fill "From" and "To" fields 3. events between these dates will be displayed.

Table 2.19 Requirements of search for events

5. use case diagram

Use case diagrams are a type of diagram used in UML to identify system functionality during the analysis phase of a project.

Describes the interaction of humans or external devices with the system being designed. It does not gives little detail, but only summarizes some of the relationships between use cases, actors and systems.it constitutes one of the most structuring diagrams in the analysis of a system .

For each actor identified above, we searched for different “Business” intentions under which it uses the system. [11]

5.1 The “visitor interface” use case diagram

Visitor can interaction with the system only with two jobs :Create account and View news; as shown in the diagram.

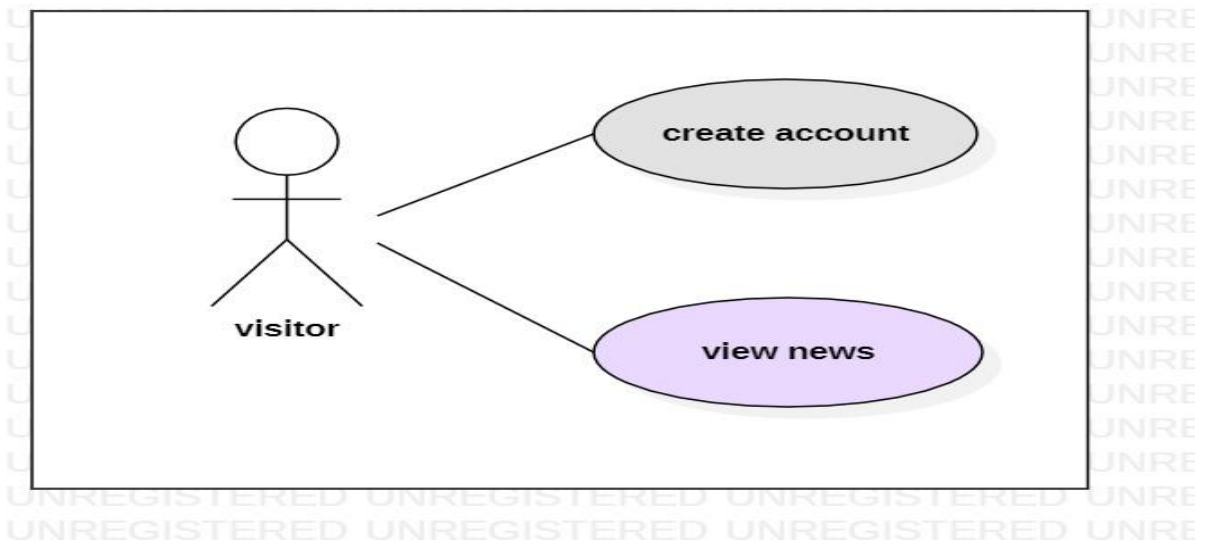


Figure 2.2 The “visitor interface” use case diagram

5.2 The “Branch interface” use case diagram

The branch can interact with the system with several things, but it must create an account and then authenticate after that to do any of the things.

As shown in the diagram.

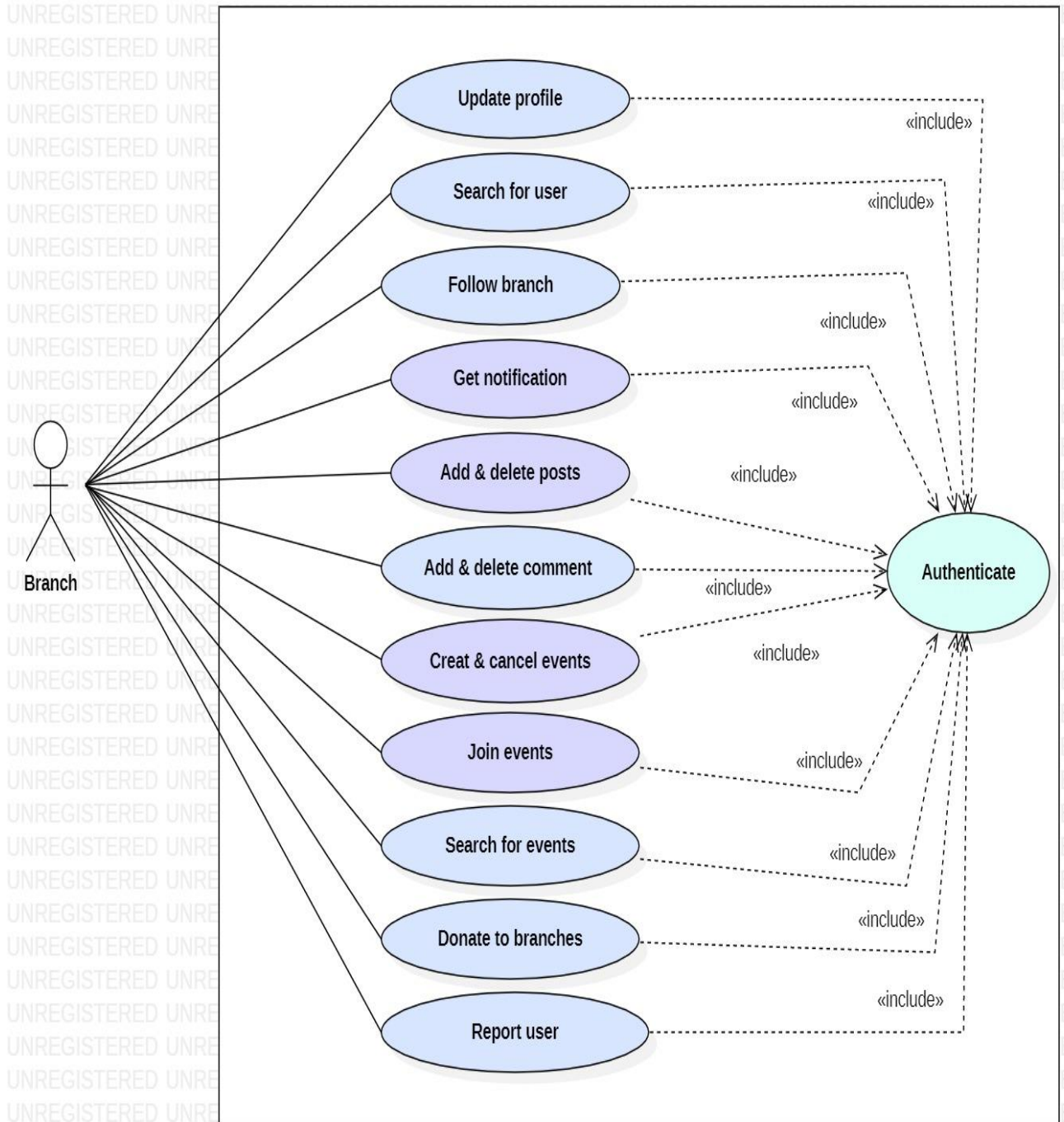


Figure 2.3 The “Branch interface” use case diagram

5.3 The “Volunteer interface” use case diagram

The Volunteer can interact with the system with several things, but it must create an account and then authenticate after that to do any of the things.

As shown in the diagram.

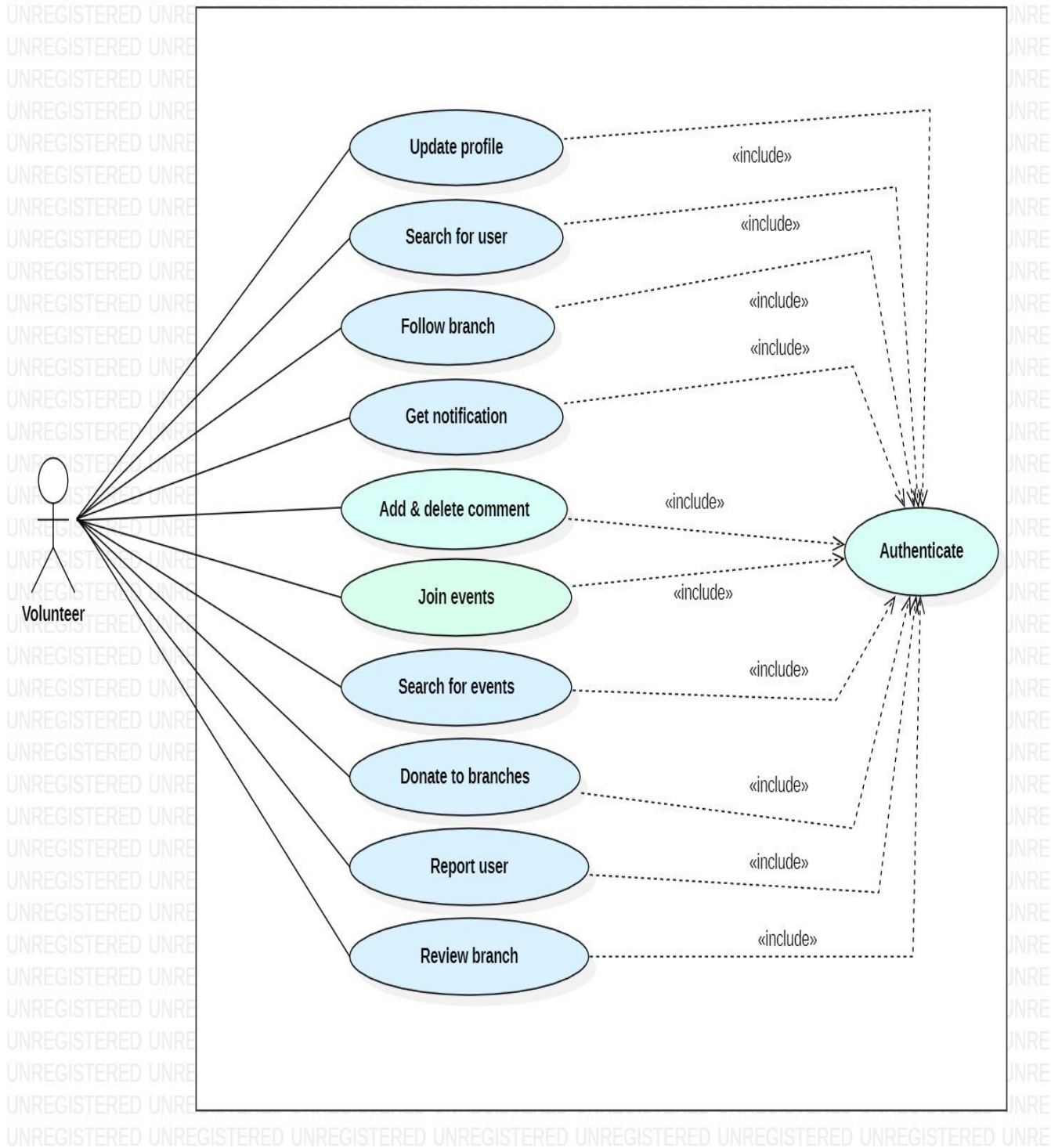


Figure 2.4 The “Volunteer interface” use case diagram

5.4 The “ Adminsitrator interface “ use case diagram

In the diagram brlow we can see the things that Adminsitrator can do ,or how it intracts with the system .

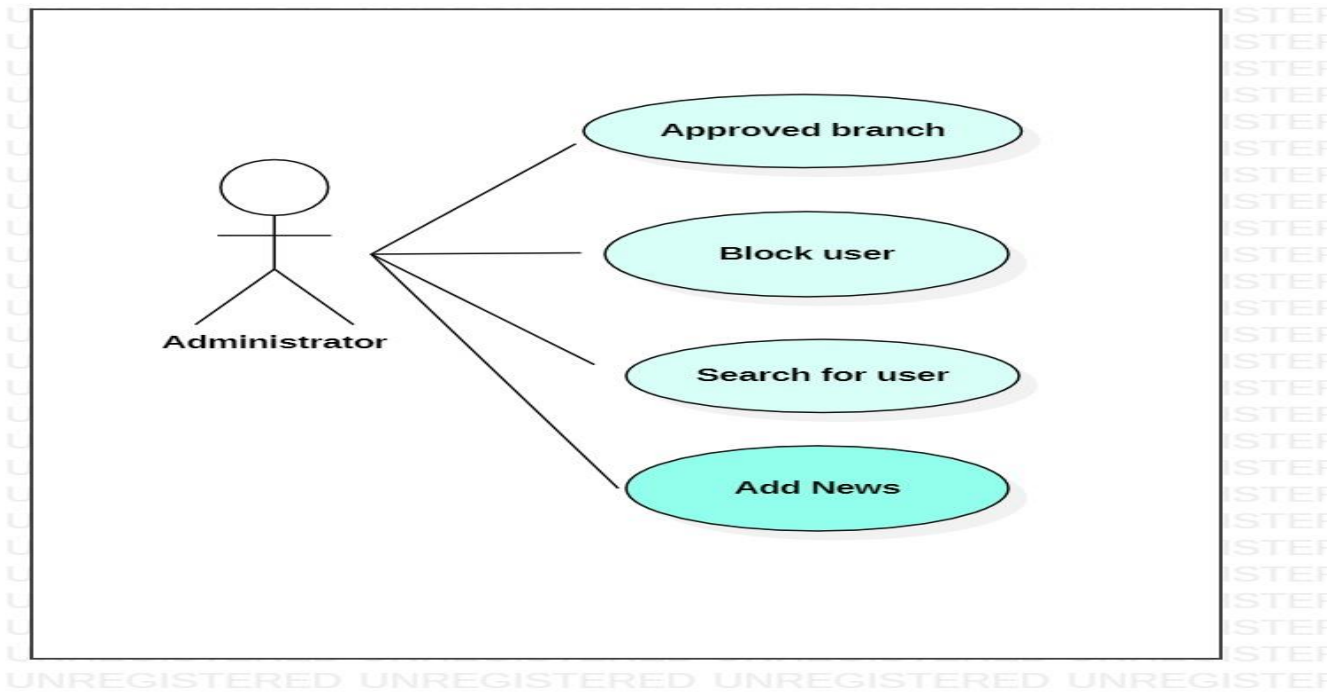


Figure 2.5 The “Adminsitrator interface” use case diagram

5.5 The use case diagram general

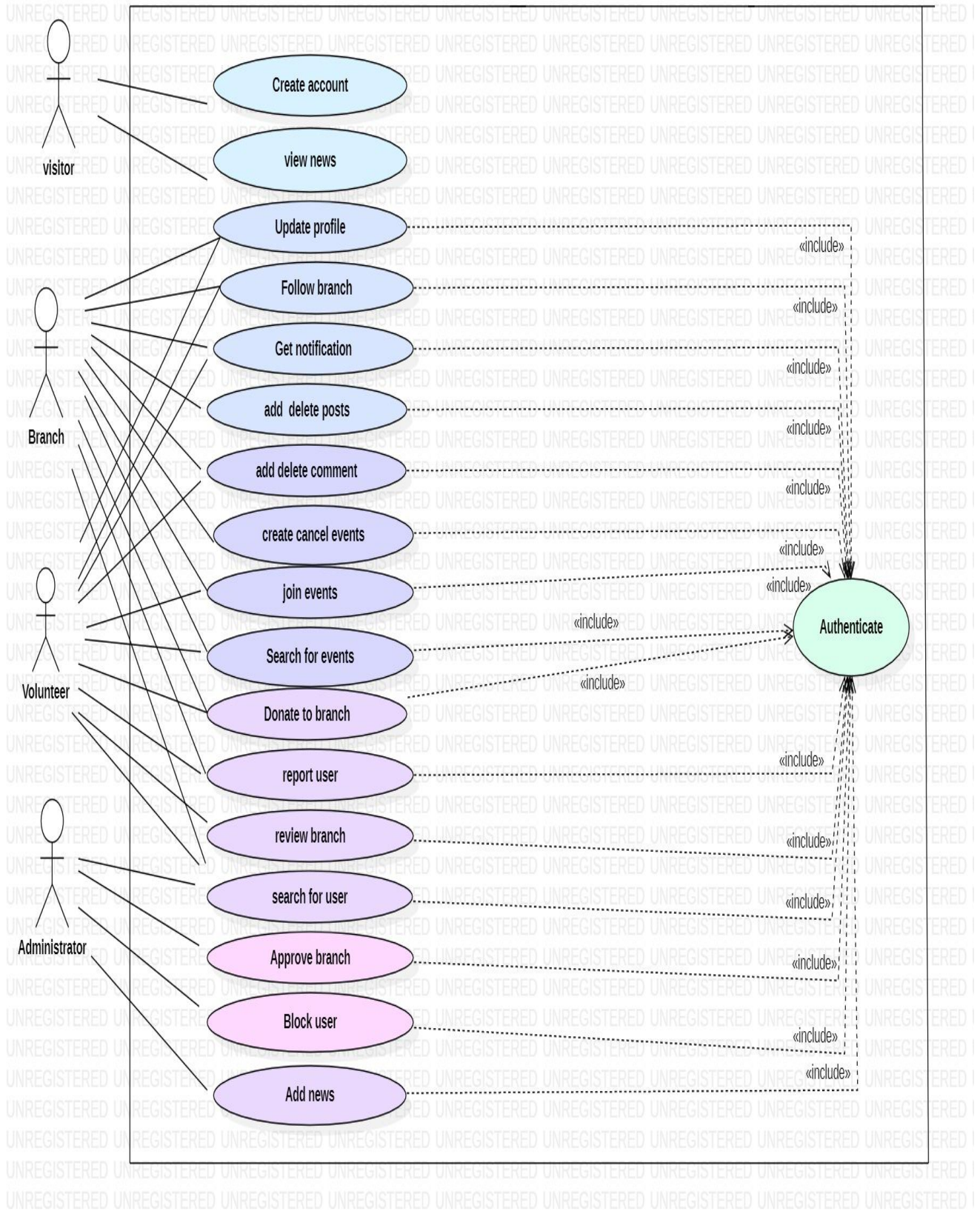


Figure 2.6 The use case diagram general

6. Sequence Diagram

Sequence diagrams are used in UML to describe the analysis and design phases. It is an interaction diagram that details how the operation is performed. Sequence diagrams are often used to show the chronological flow of events throughout a use case.

This allows you to represent the communication relationships between objects and messages that trigger their communication. [12]

6.1 Registration Sequence diagram

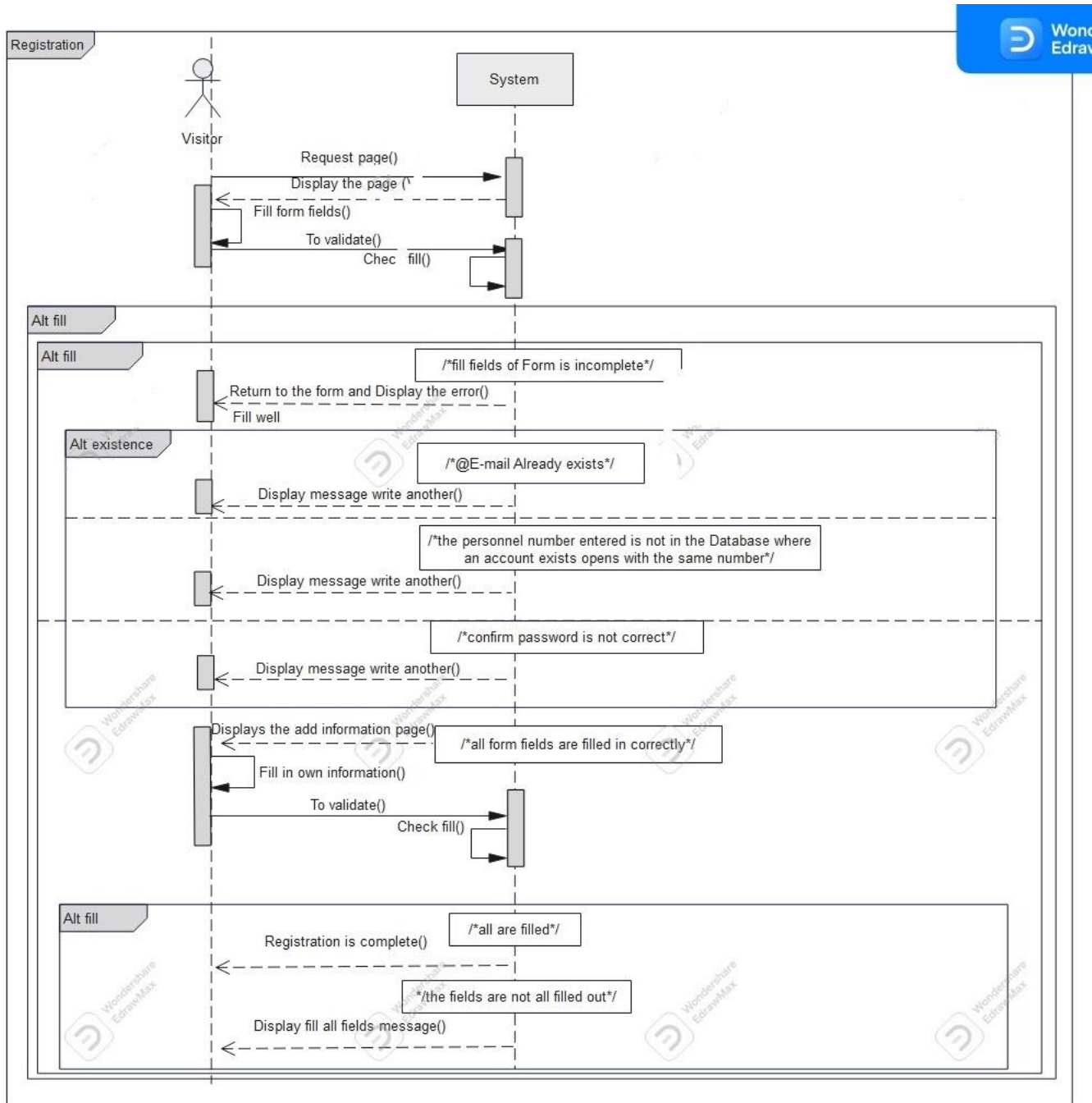


Figure 2.7 Use Case Sequence Diagram <<Registration >>

6.2 Authentication Sequence diagram

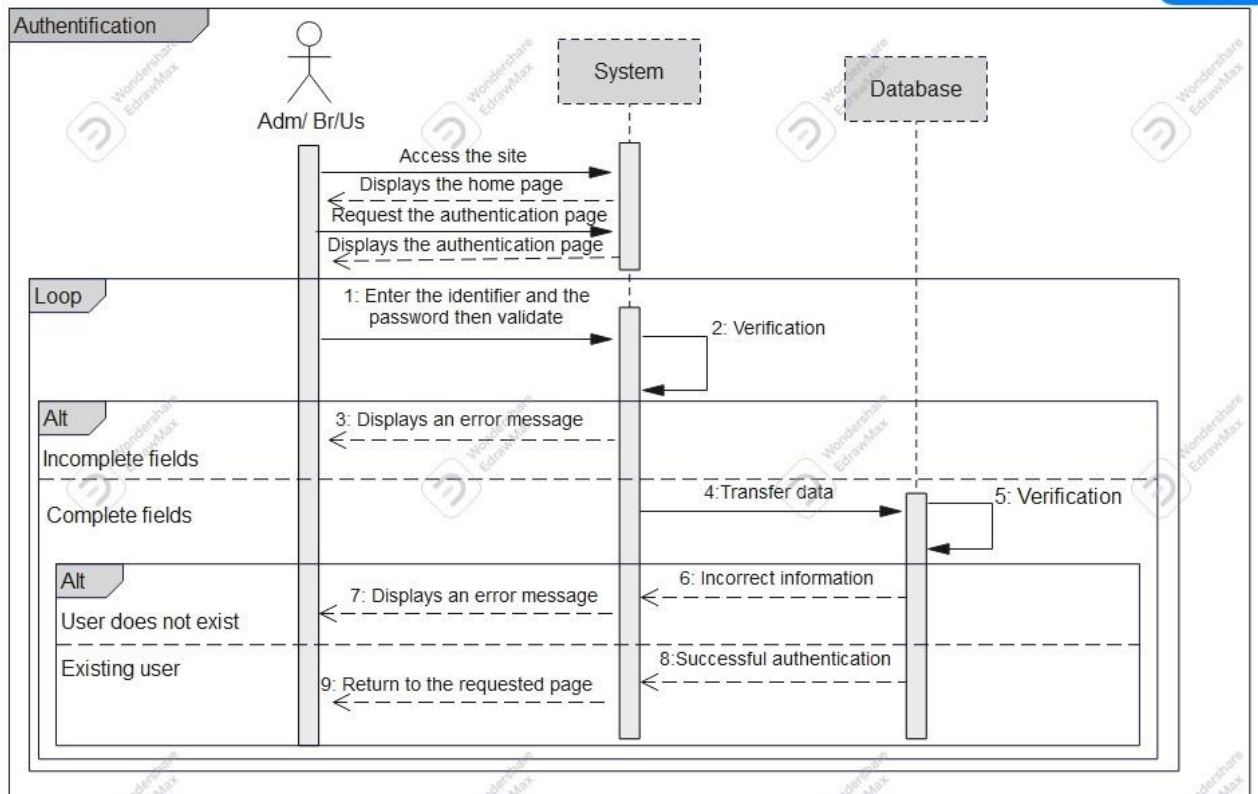


Figure 2.8 Use Case Sequence Diagram << Authentication >>

6.3 Search for user Sequence diagram :

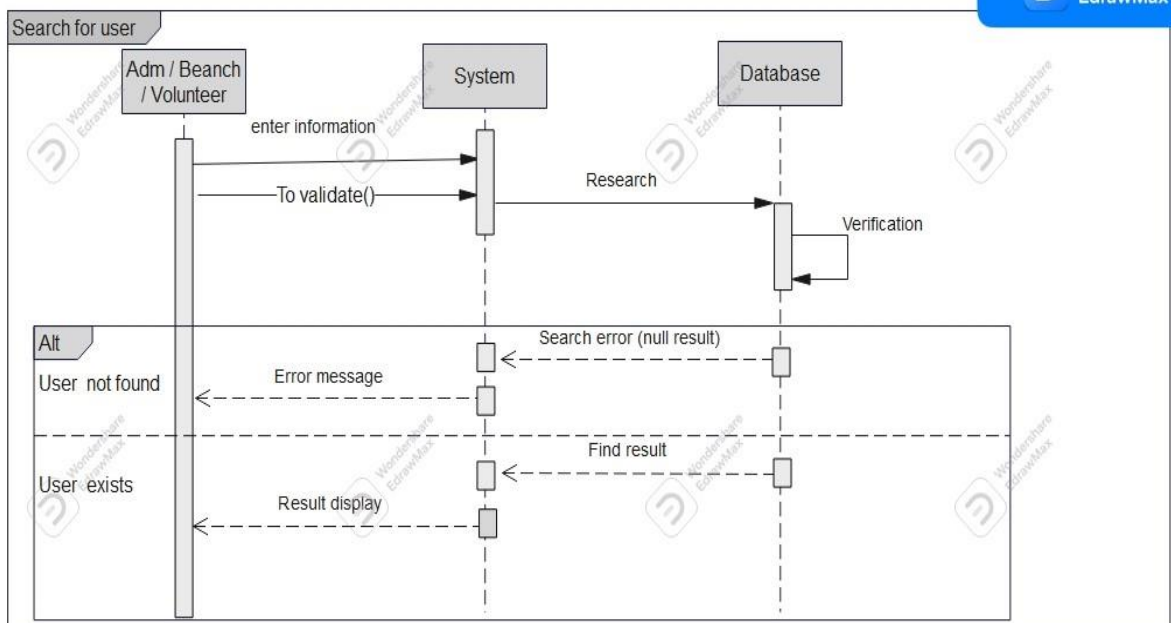


Figure 2.9 Use Case Sequence Diagram << Search for user >>

6.4 Branch account management Sequence diagram

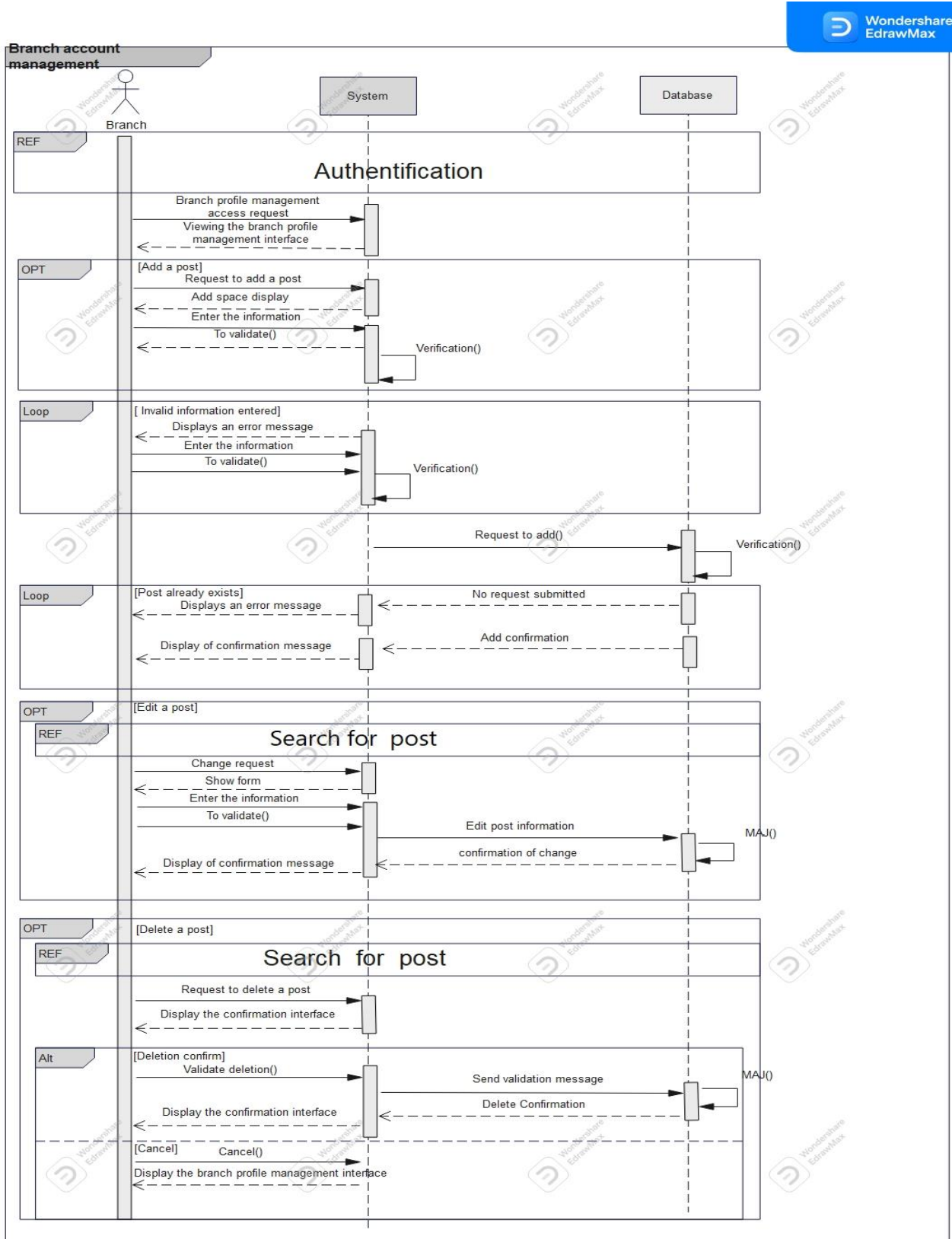


Figure 2.10 Use Case Sequence Diagram << Branch account management >>

6.5 Search for events Sequence diagram

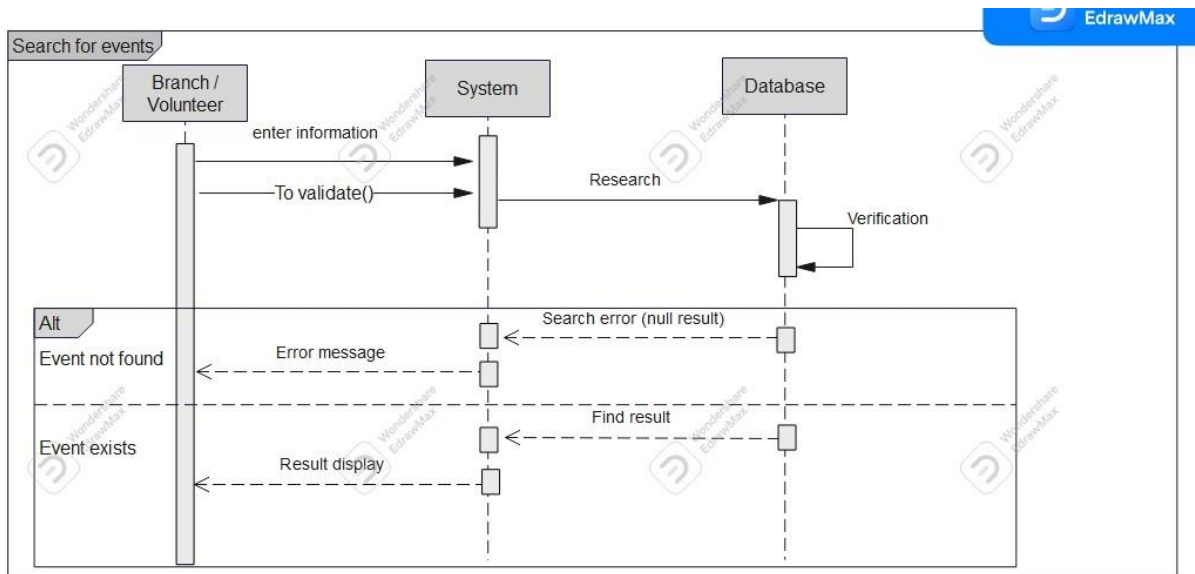


Figure 2.11 Use Case Sequence Diagram << Search for events >>

6.6 Search for events Sequence diagram

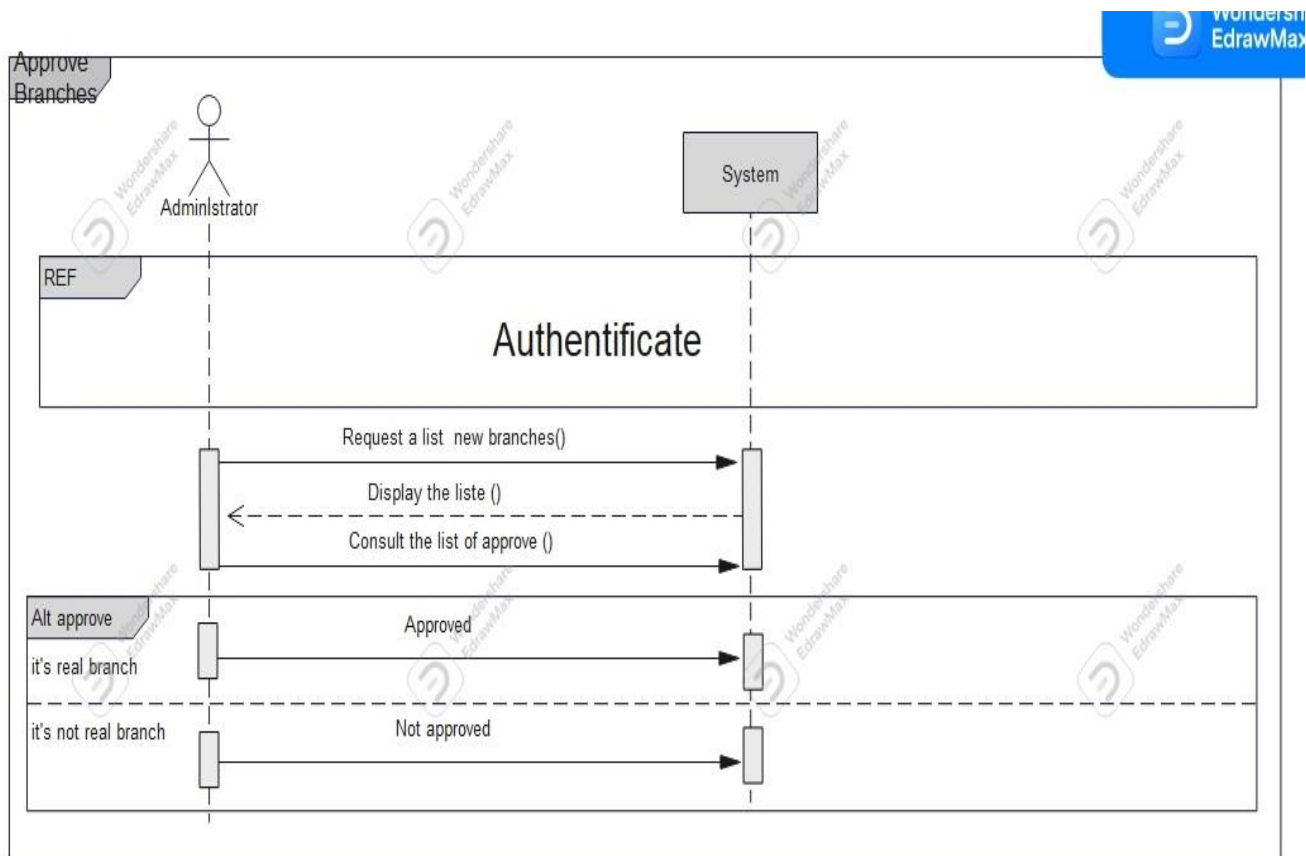


Figure 2.12 Use Case Sequence Diagram << Approve branch >>

7. Activity diagram

The purpose of an activity diagram is to explain the procedural flow of actions within an activity. It is used to model how activities are coordinated, provide services, display events required to complete an operation and describe the relationships between events in a case single-use.

The registration stage is necessary to follow up the branches and know their activities, news and events, who visited the site has the right to know the history of the association, as well as only some general news of the assembly, but the user can follow each branch and interact with publications and others, in addition to the possibility of donating to each branch. [13]

7.1 Activity diagram “registration”

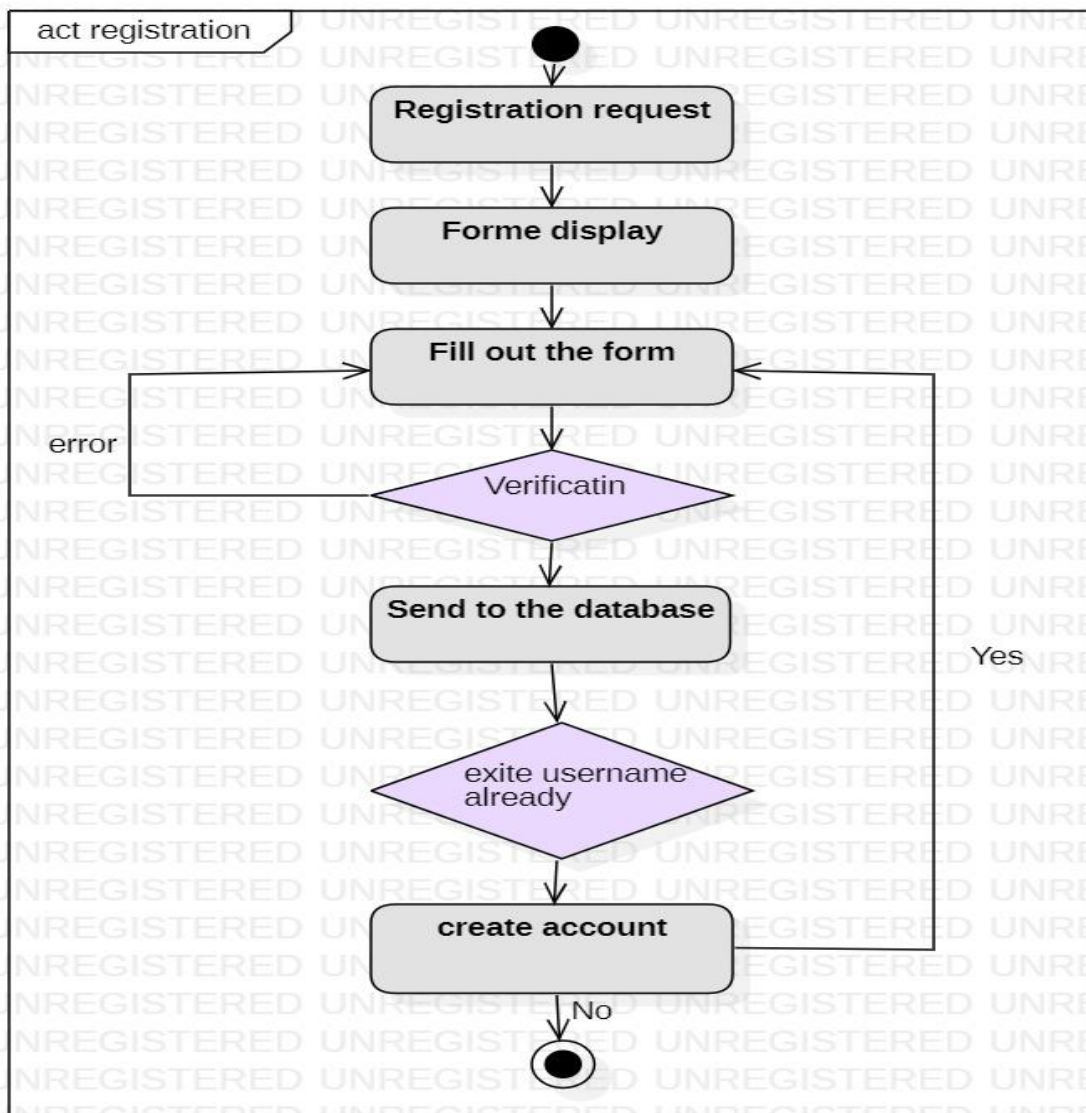


Figure 2.13 Activity diagram << Registrition>>

We explain this diagram by the following process :

- visitor requests registration.
- The registration form appears on the screen.
- The visitor fills in the required fields in the form.
- The system checks the input data.
- If the data is accepted, the system sends it to the database otherwise it goes back to the previous step.
- The server checks the existence of the user in the database.
- If the user already exists, the feedback returned is an error message that appears.
- If the user does not exist, the registration ends successfully following a feedback to notify the user that his registration has been done.

7.2 Activity diagram “Authentication”

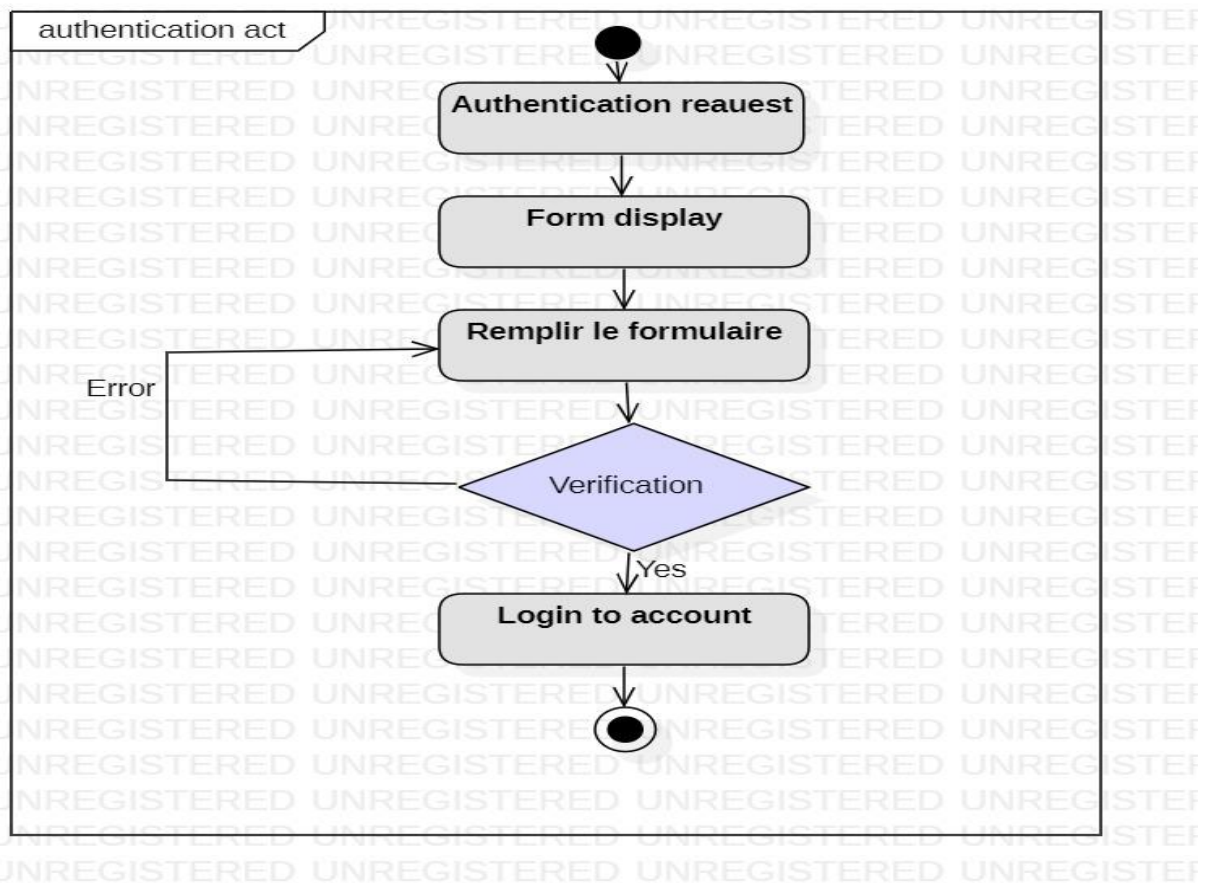


Figure 2.14 Activity diagram “Authentication”

Our diagram reads as follows :

- The user (branch/volunteer) requests authentication by clicking on the login button.
- The authentication form will appear on the screen.
- Users enter their username and password.
- The system checks the user’s coordinates on the basis A confirmation of success or failure is sent to the user.

8. Class diagram

UML class diagrams are used not only to describe the structure of objects and information in an application, but also to represent communication with that user.

We offer a wide range of applications, from the modeling of static views of explanation of the system's responsibilities. Compositions are a particular type of aggregate that presents powerful properties. [14]

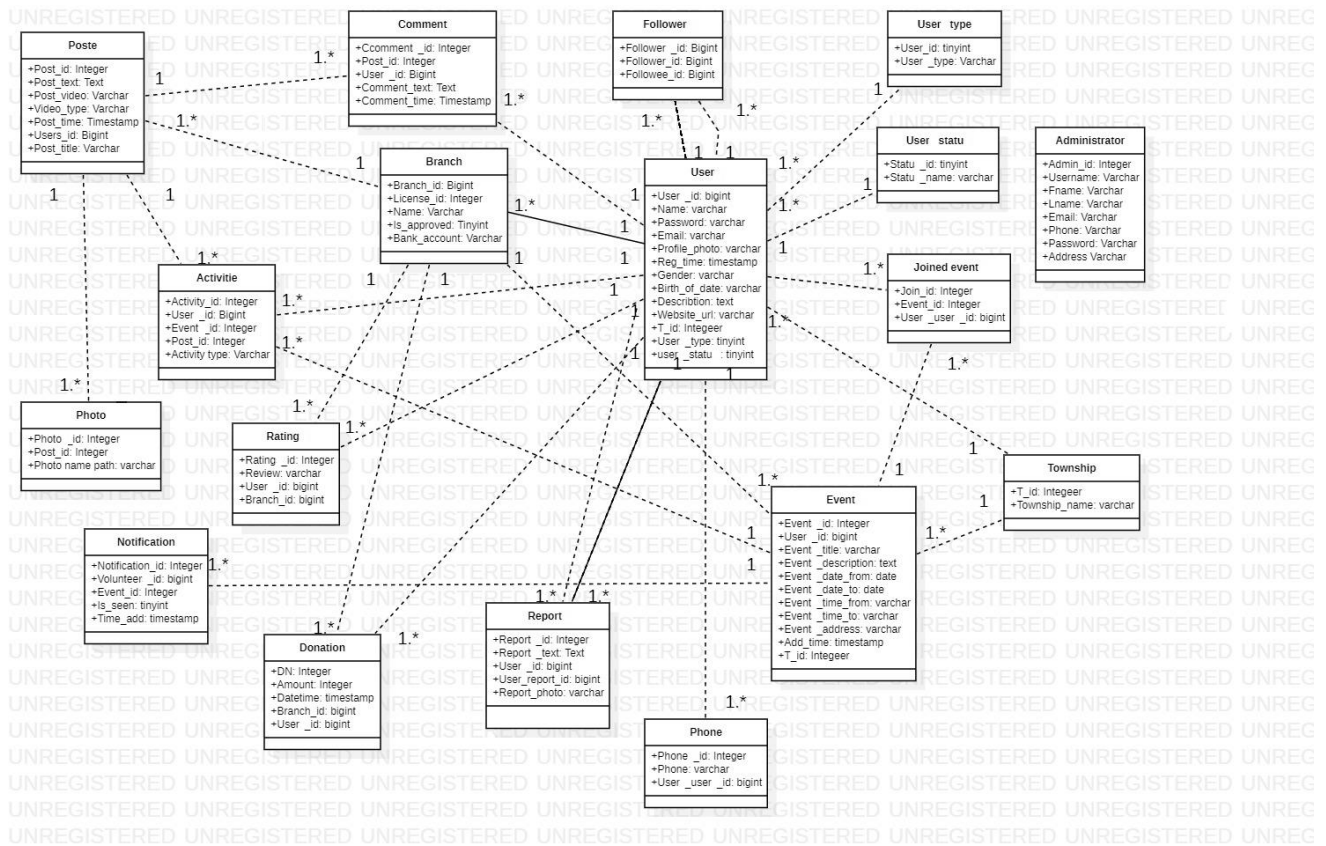


Figure 2.15 Class diagram

9. Relational model

Admin (Admin_id , Username , Fname , Lname , Email , Phone , Password , Address)
Users (Users_id , Name , Password , Email , Profile_photo , Ragtime , Gender Birth_of_date , Description , Website_Url_id , License_id , Is_approved , Bank_account , # Followers_id , # Followers_id , # Comments_id , #branch_id , # Activity_id , #Ratings_id , # Reports_id , # Reports_id , # DN , # Phones_id , #Join_id)
branch (Branch_id , license_id , name_branch , is_approved , bank_account , # DN , #Ratings_id , # Events_id , Post_id)
Events (Events_id , Users_id , Events_title , E_description , Events_date_from Events_date_to , Events_time_from , Events_time_to , Events_address , Add_time , #Activity_id , # Notification_id , # Join_id)
Posts (Post_id , Post_text , Post_video , Video_type , Post_time , Users_id , Post_title , # Comments_id , # Activity_id , # Photos_id)
Activities (Activity_id , Users_id , Events_id , Post_id , Activity_type)
Comments (Comments_id , Post_id , Users_id , Comment_text , Comment_time)
Notifications (Notification_id , Volunteers_id , Event_id , Is_seen , Time_add)
Ratings (Ratings_id , Review , Users_id branch_id , Rating_value)
Joined events (Join_id , Event_id)
Followers (Followers_id , Follower_id , Followee_id)
Donation (DN , Amount , Datetime , Branch_id)
Reports (Reports_id , Reports_text , Users_id , User_report_id , Report_photo)
Phones (Phones_id , Number , Phone_users_id)
Photos (Photos_id , Post_id , Photo_name_path)
Users type (Users_id , Users_type , #Users_id)
Users status (Status_id , Status_name , #Users_id)
Township (T_id , Township_name , # Users_id , # Events_id)

Conclusion

This chapter introduced research focused on needs analysis, Site modeling. In this chapter we focused on the analytical and conceptual aspects of our site . The conceptual phase is a fundamental step for any project.

The modeling is based on three types of graphs, For this we have defined the use case then, its translation of the diagrams of sequences and class. And thanks to these, things are clearer and the implementation of our website became easier. Where the modeling steps allowed to generate the database table and to display the view In general, on the theoretical behavior of the features provided by our site . This foundation Theory guides us to the next stage of development described in this next chapter.

CHAPTER 3
WEB SITE PRESENTATION

Introduction

in this CHAPTER we will show The development environment: the hardware environment, the software environment (The programming tools and languages used),and we will present the pages of our site and describe the different components of our website through screenshots. To illustrate our design.

1. The development environment

1.1. Hardware environment

- DESKTOP-KSNCN0T /DESKTOP-MFQTIKT Machine
 - Memory: 8 GB.
 - Hard Drive : SSD 256 GB.
 - Processor: Intel (R) Core (TM) i7 GHz.
 - System Type: Windows 10 .

1.2 Software environment

- HTML
- CSS
- Bootstrap
- PHP
- JavaScript
- JQuery
- My SQL
 - XAMPP
 - Visual Studio
 - Star UML
 - WonderSahre EdrawMax

2. Software used

2.1 HTML



HTML (HyperText Markup Language): is, after a literal translation of English, a hypertext language tags. This means that we will manage how a text will display within the browser. Thus, one can see in any source code HTML in comparison with a text editor, significant differences, ,such as markings in a web page. in its latest version, HTML5. [15]

2.2 CSS



CSS (Cascading Style Sheets): is a declarative language simple to format HTML pages or XML documents. The CSS language allows you to specify presentation visual and audio characteristics of a web page. [16]

2.3 Bootstrap



Is a Framework developed by the network team social Twitter. Offered in open source (licensed MIT), this Framework using HTML languages, CSS and JavaScript provides developers with tools to create a site easily . [17]

2.4 PHP



HyperText Preprocessor): programming language content on web pages and run on servers, they send the result directly to the client who does not can never see the source code. Creates pages Dynamic web. [18]

2.5 JavaScript



JavaScript is a script programming language mainly used in interactive web pages and as such is an essential part of web applications. With HTML and CSS languages, JavaScript is at the heart of the languages used by web developers. JavaScript is a programming language that adds interactivity to your website (for example: games, answers when you click a button or data entered informs, dynamic composition, animations). [19]

2.6 The SQL query language



A database server stores the data in separate tables rather than putting everything together in a table. Tables are linked by defined relationships, which make possible the data combination between several tables during a query. The SQL in "MySQL".[20]

2.7 jQuery



JavaScript is a script programming language mainly used in interactive web pages and as such is an essential part of web applications. With HTML and CSS languages, JavaScript is at the heart of the languages used by web developers. [21]

2.8 XAMPP



XAMPP is a set of software for setting up a local Web server, an FTP server and an e-mail server. It is a free software distribution offering a good flexibility of use, known for its simple and fast installation. [22]

2.9 Visual Studio



Visual Studio Code is a reduced version of the official Microsoft development environment which focuses exclusively on the code editor. It is cross-platform and supports syntaxes for a large number of languages. [23]

2.10 Star UML



StarUML is a software engineering tool dedicated to UML modeling and published by the Korean company MKLabs. It is cross-platform and runs on Windows, Linux and MacOS .

[24]

2.11 WonderSahre EdrawMax



Edraw Max is a 2D business and technical diagram software that helps to create flowcharts, flowcharts, mind maps, network diagrams, floor plans, workflow diagrams, business graphs and engineering diagrams. The current version, Edraw Max 11.5.0 was released in November 2021 for Microsoft Windows, macOS and Linux. Edraw Max is a diagram creation tool similar to Visio. [25]

3. The Main graphical interfaces

In the following section, we will present snapshots of the most important pages of our web site.

3.1 Home page

This page represent the general interface of our website, with this page the user can consultes the services of our website such: us sign up and login.

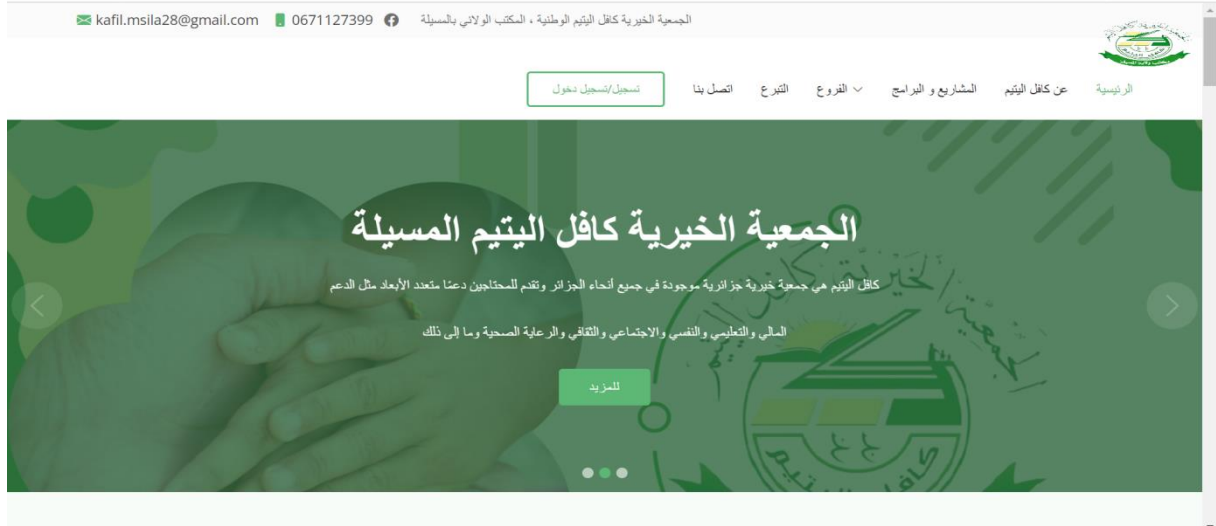


Figure 3.1 Home page

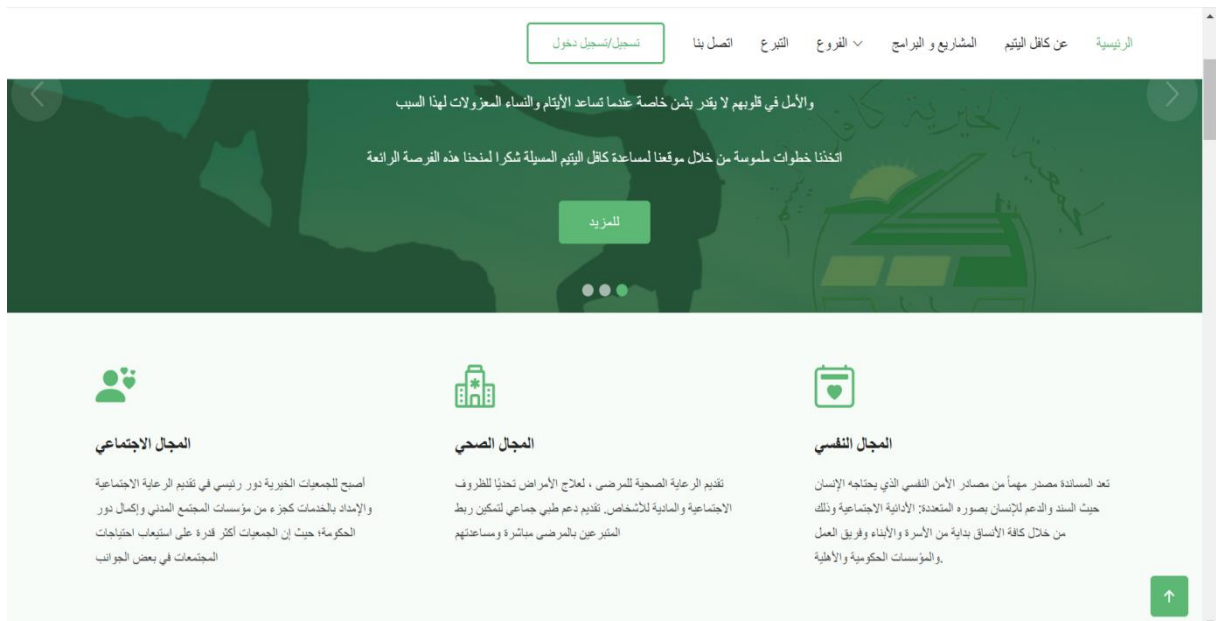


Figure 3.2 Home page

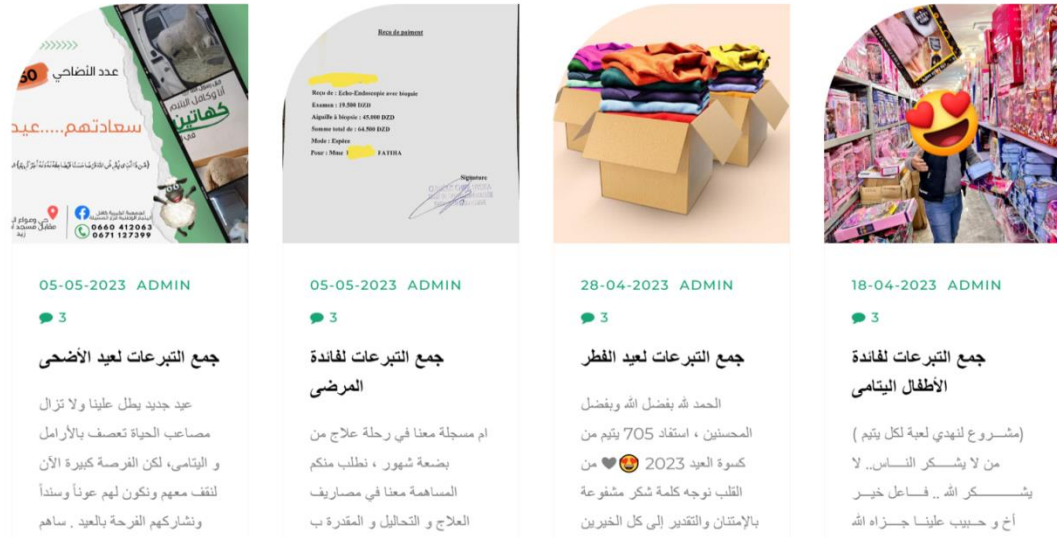


Figure 3.3 Home page

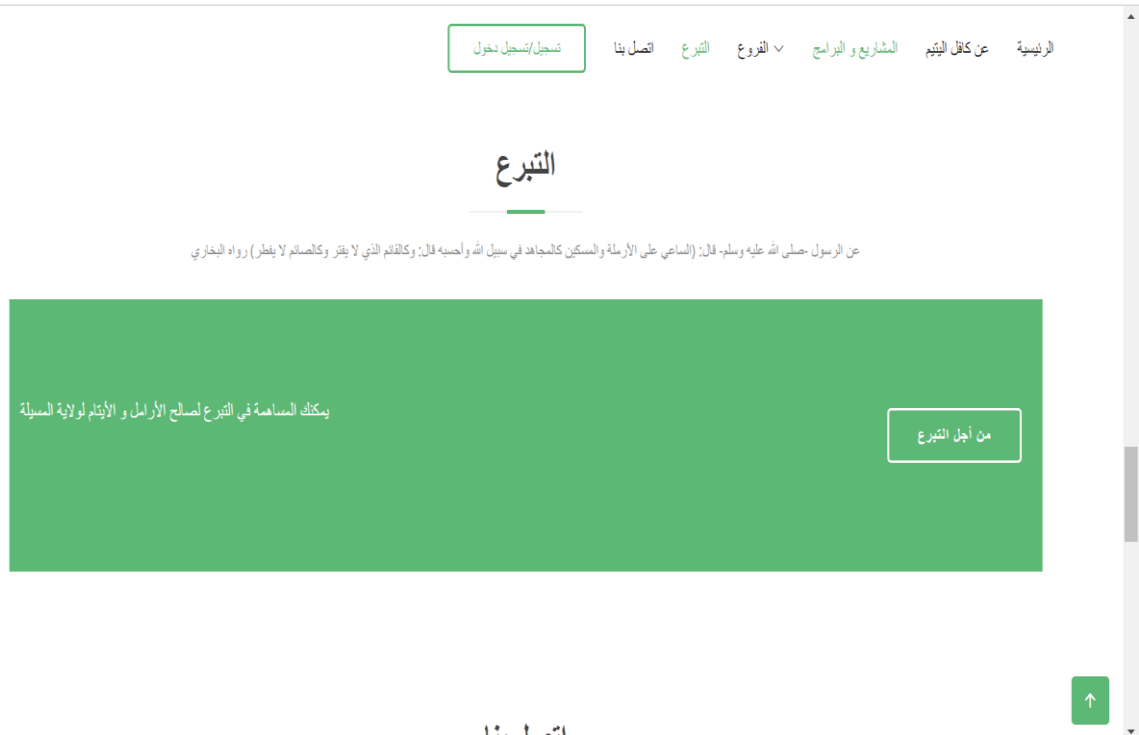


Figure 3.4 Donattion interface

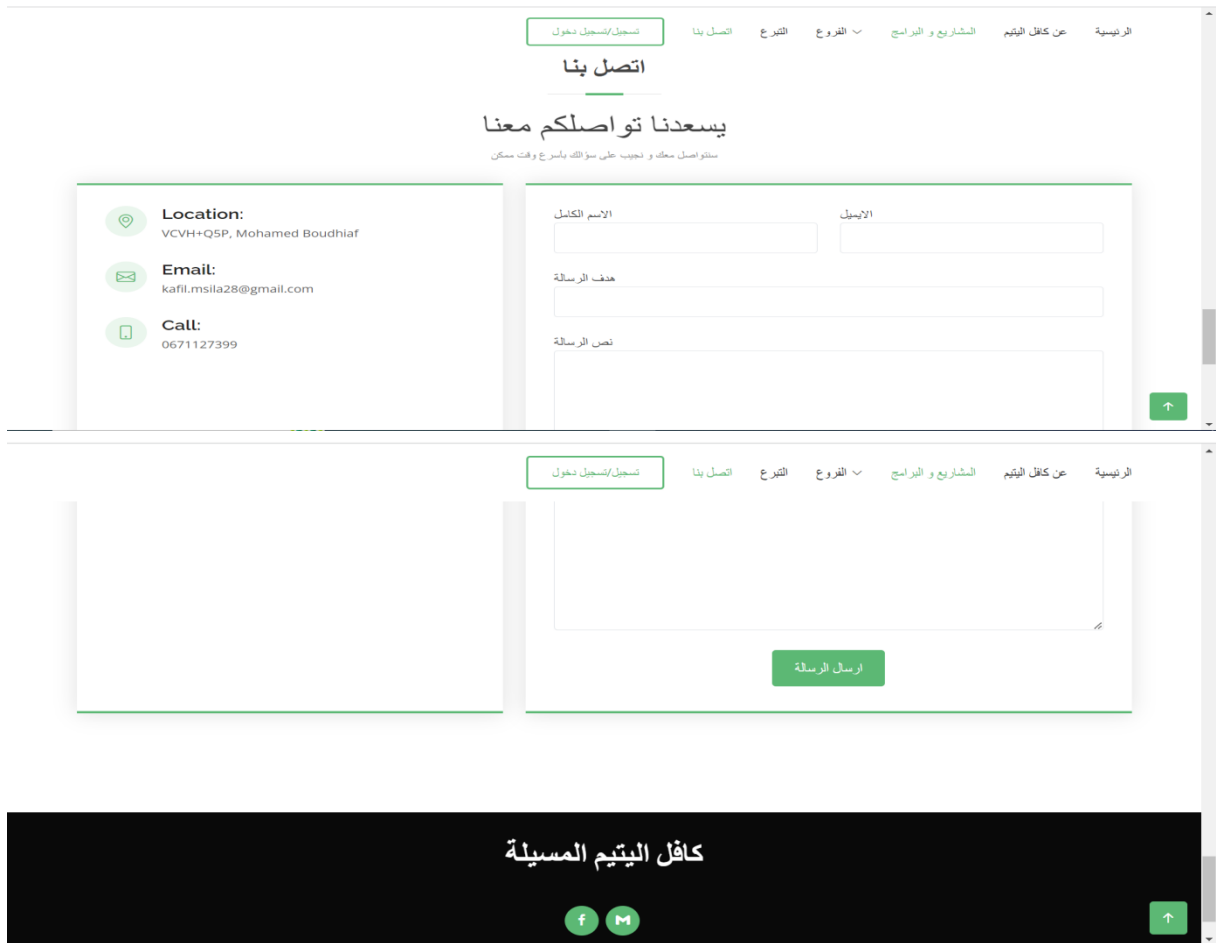


Figure 3.5 Contact interface

3.2 Sign up \\ Login Page

Our website is dynamic where any one can sign in and Login by his email and password.



Figure 3.6 Sign up page

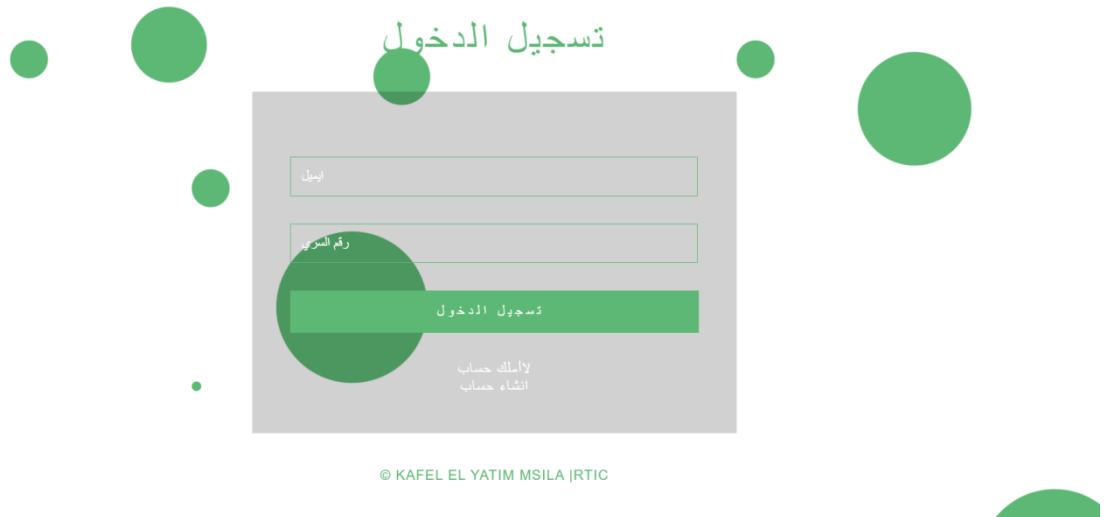


Figure 3.7 Login page

3.3 Admin dashboard

The admin dashboard has the same functions of the users but there is a functions special for him.

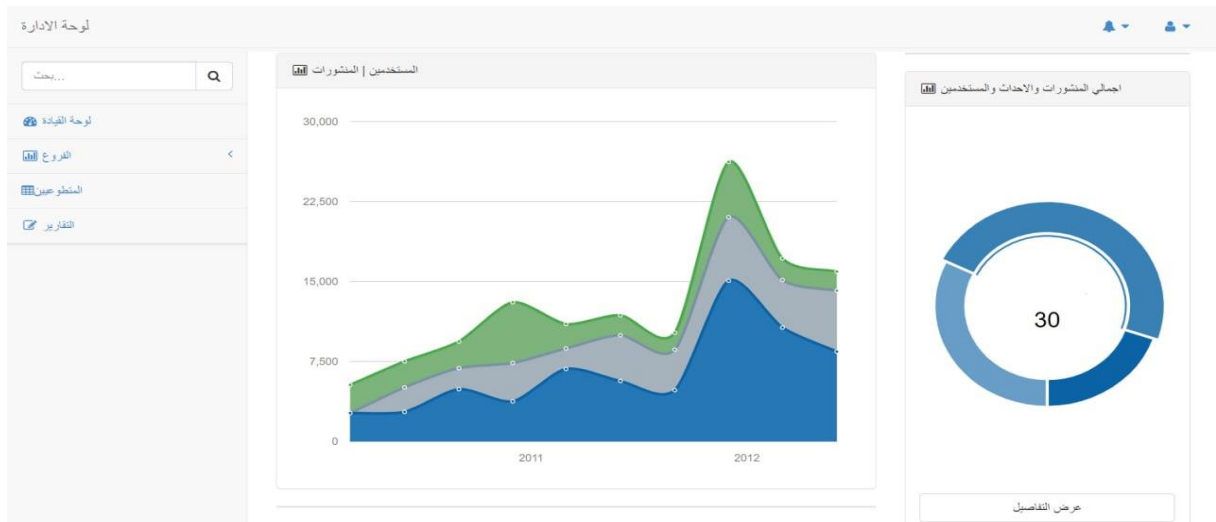


Figure 3.8 Admin dashboard

3.4 Database with phpmyadmin

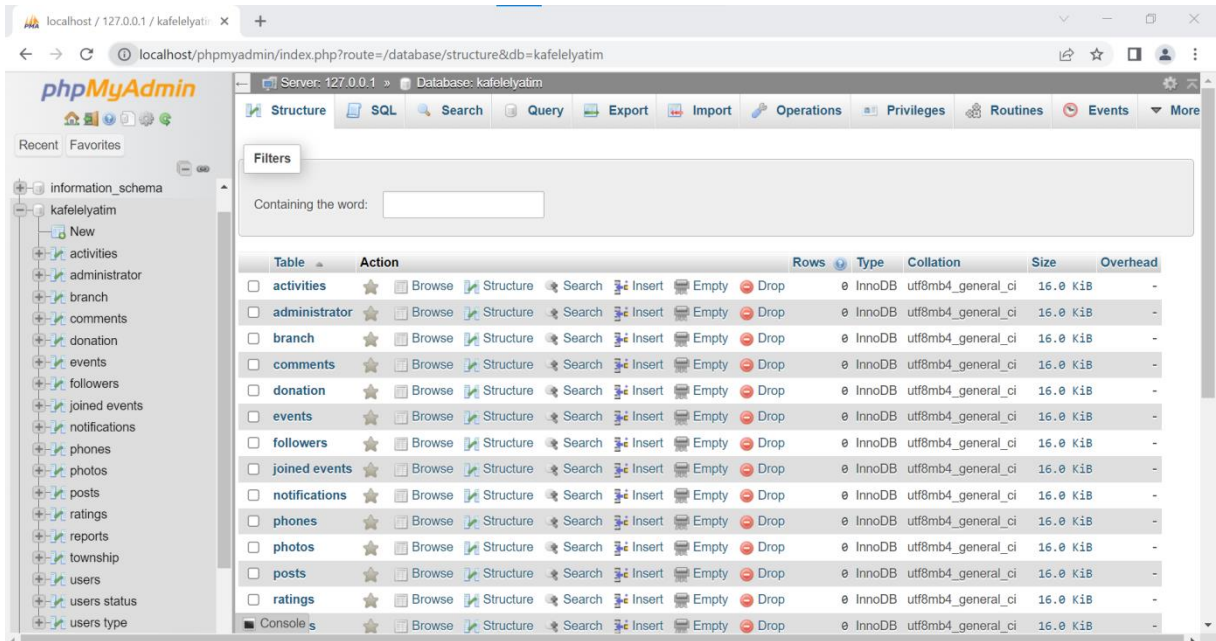


Figure 3.9 Tables data base

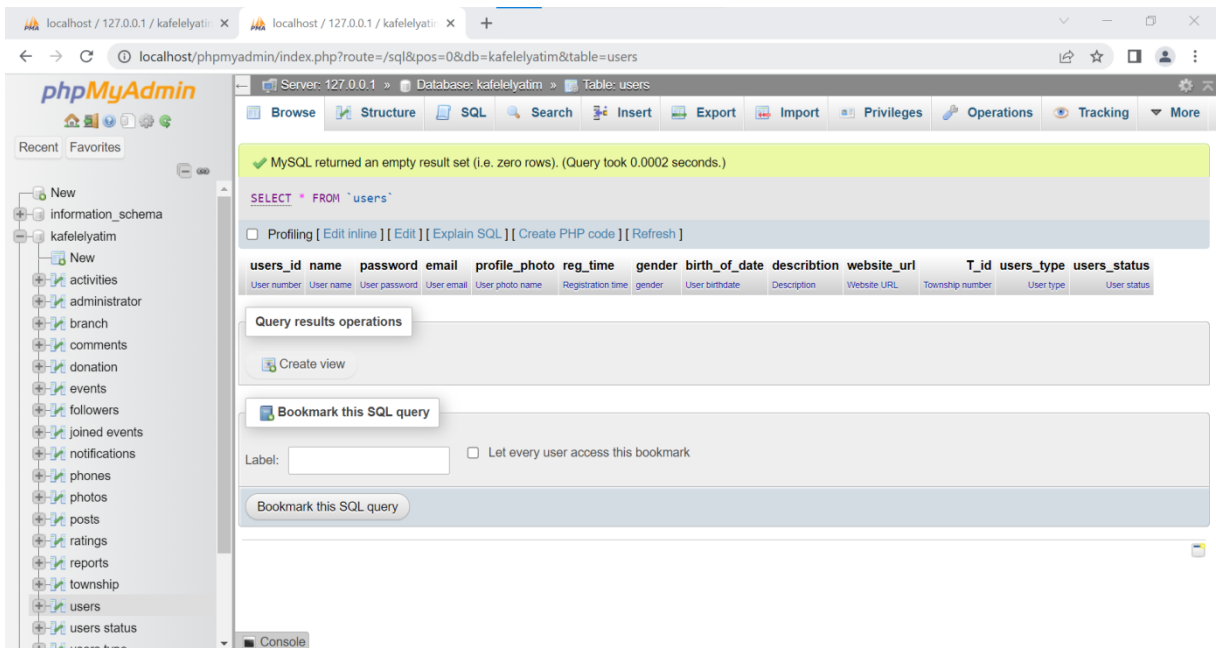


Figure 3.10 Table data base Users

Conclusion

In this chapter we see an idea of the tools and software used, as well as a clearer idea about the site and the services it provides through screen images explain our project aims provide communication environment between charities Kafel Orphan in its various branches and collect in one place,volunteers in a simple and clear ways of in addition to knowing its activities to participate in it at the limited time and provide a simple way for volunteers to volunteer with charities, interact with them by make join their events and make a donation to help them. so everyone registered in the website can view them and interact.

GENERAL CONCLUSION

The purpose of our work was to design and develop a dynamic website for the charity Kafel el Yatim msila.

In the first step we have identified the concepts needed to properly develop this work, by knowing the problems and providing the appropriate solutions to reach the objectives of the site accurately. In the second phase, a design step was introduced, based on uml language. Finally, we went through all the necessary steps to develop this site. In this step we learned to cope carefully php, html, css, javascript as well as my sql

At the end of this thesis we would like this site to be useful as well as improved and developed in the future.

BIBLIOGRAPHIQUE

- [1] Kafilelyatim , <https://kafilelyatim.dz/> , consulted on :15/02/2023 .
- [2] AssociationKafilElkhayria , [Association Kafil El-khayria جمعية كفيل الخيرية | M'Sila | Facebook](#) , consulted on:15/02/2023 .
- [3] codegenome , [La différence entre un site web et une application web - Code Genome](#) , consulted on : 27/02/2023 .
- [4] [image-34.png \(600×200\) \(codeinsider.fr\)](#) .
- [5]] hubspot , [Static vs. Dynamic Websites: Here's the Difference \(hubspot.com\)](#) , consulted on : 27/02/2023 .
- [6] [Conception-et-realisation-dun-site-web-dynamique-pour-la-prise-de-rendez-vous-medicale-en-ligne3.png \(302×132\) \(memoireonline.com\)](#) .
- [7] hubspot , [Static vs. Dynamic Websites: Here's the Difference \(hubspot.com\)](#) , consulted on : 27/02/2023 .
- [8] visual-paradigm , [What is Unified Modeling Language \(UML\)? \(visual-paradigm.com\)](#) , consulted on :03/03/2023 .
- [9] africmemoire , [II.3.1. Le langage de modélisation UML \(africmemoire.com\)](#) , consulted on : 03/03/2023 .
- [10] Vnngage , [What is a Context Diagram \(and How Can You Create One\)? - Venngage](#) , consulted on :05/03/2023 .
- [11] Lucidchart , [UML Use Case Diagram Tutorial | Lucidchart](#) , consulted on :06/03/2023 .
- [12] EdrawMax , [Free Editable Sequence Diagram Examples | EdrawMax Online](#) , consulted on :11/03/2023 .
- [13],[14] geeksforgeeks, [GeeksforGeeks | A computer science portal for geeks](#), consulted on :20/03/2023 .

- [15]html.com, [HTML For Beginners The Easy Way: Start Learning HTML & CSS Today](#) », consulted on : 15/04/2023 .
- [16] mdn web docs , [CSS : Feuilles de style en cascade | MDN \(mozilla.org\)](#) ,consulted on :15/04/2023 .
- [17] Schools, [What is Bootstrap \(w3schools.com\)](#) , consulted on : 15/04/2023 .
- [18] journaldunet , [PHP \(Hypertext Preprocessor\) : définition \(journaldunet.fr\)](#) . 17/04/2023 .
- [19] mdn web docs , [Les bases de JavaScript - Apprendre le développement web | MDN \(mozilla.org\)](#) , consulted on : 17/04/2023 .
- [20] lemagit ,[Que signifie MySQL? - Definition IT de Whatis.fr \(lemagit.fr\)](#) consulted on :..
- [21] JQuery , [jQuery](#) consulted on : 17/04/2023 .
- [22] apachefriends , [XAMPP Installers and Downloads for Apache Friends](#) consulted on : 17/04/2023 .
- [23] visual studio code , [Documentation for Visual Studio Code](#) consulted on : 17/04/2023 .
- [24] documentation , [What is StarUML - StarUML Documentation](#) consulted on : 17/04/2023 .
- [25] [\[OFFICIAL\] Edraw Software: Unlock Diagram Possibilities](#) consulted on : 17/04/2023 .

ABSTRACT

Our thesis aims to design and deliver a website that provides volunteers and beneficiaries with knowledge of the activities and services they provide: the association and facilitates the process of communication between them to achieve the goal .

We used this tools :HTML, CSS, Bootstrap , PHP, JavaScript, JQuery, MySQL XAMPP ,Visual Studio , Star UML , WonderSahre EdrawMax .

Keywords : Website, PHP, CSS, HTML, MYSQL, UML, Charity, Branch ,Volunteers, Kafel El Yatim Msila, Adminstrator.

Résumé

Notre thèse vise à concevoir et fournir un site Web qui fournit aux bénévoles et aux bénéficiaires des connaissances sur les activités et les services qu'ils fournissent : l'association et facilite le processus de communication entre eux pour atteindre le but .

Nous avons utilisé les outils :HTML, CSS, Bootstrap , PHP, JavaScript, JQuery, MySQL XAMPP ,Visual Studio , Star UML , WonderSahre EdrawMax

Mots clés :Site web , PHP, CSS, HTML, MYSQL, UML, Organisme de bienfaisance ,Branche , bénévoles, Kafel El Yatim Msila, Adminstrateur .

ملخص

تهدف أطروحتنا لتصميم و انجاز موقع ويب يقدم للمتطوعين و المستفيدين من معرفة النشاطات و الخدمات التي تقدمها الجمعية و يسهل عملية الاتصال بينهم لتحقيق الهدف استخدمنا :

HTML, CSS, Bootstrap , PHP, JavaScript, JQuery, MySQL,XAMPP ,Visual Studio , Star UML , WonderSahre EdrawMax .

الكلمات المفتاحية

مدير ,كافل اليتيم المسيلة ,متطوعين ,فرع ,جمعية خيرية ,UML, MYSQL, HTML, CSS, PHP,موقع ويب

